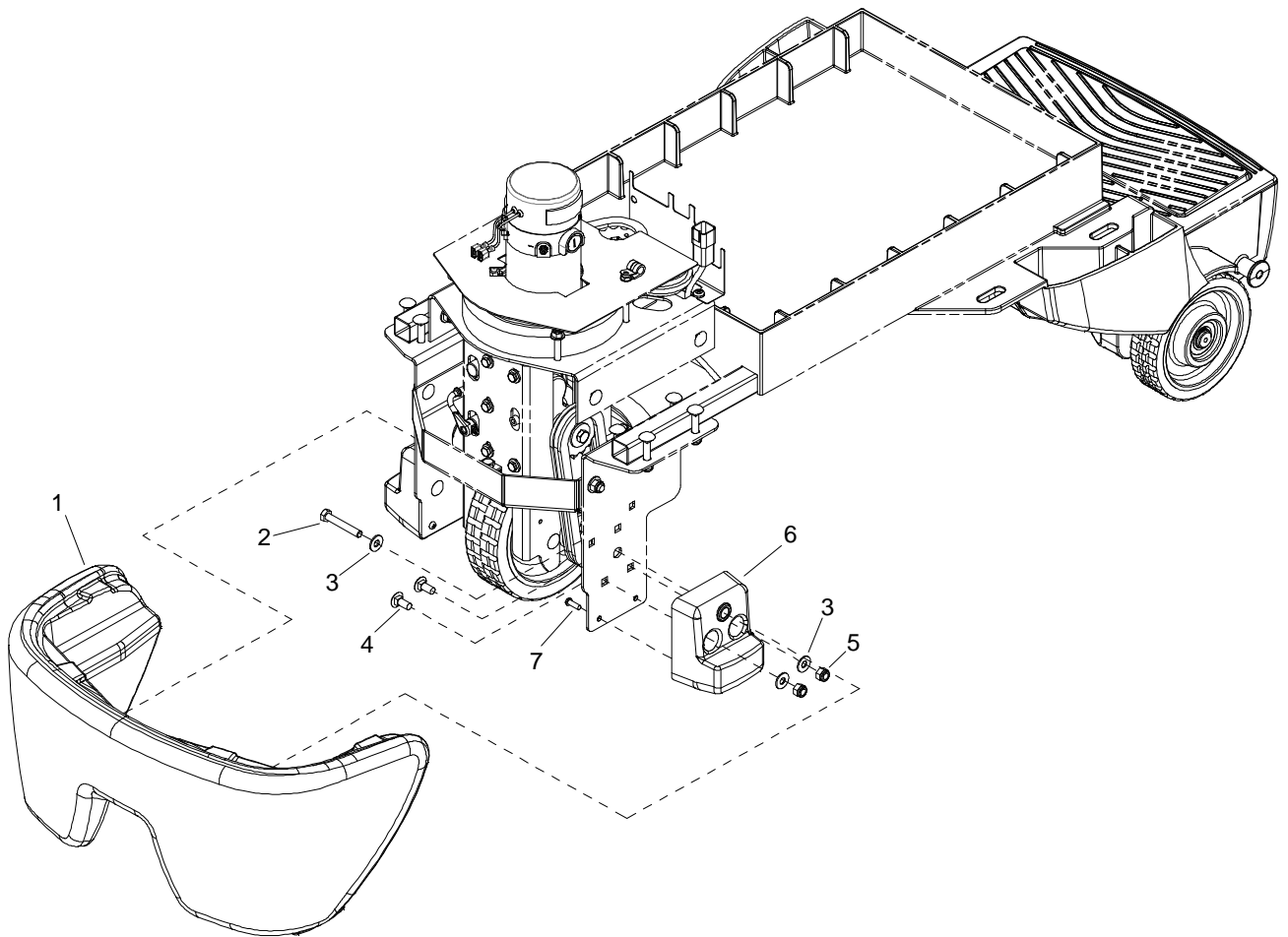
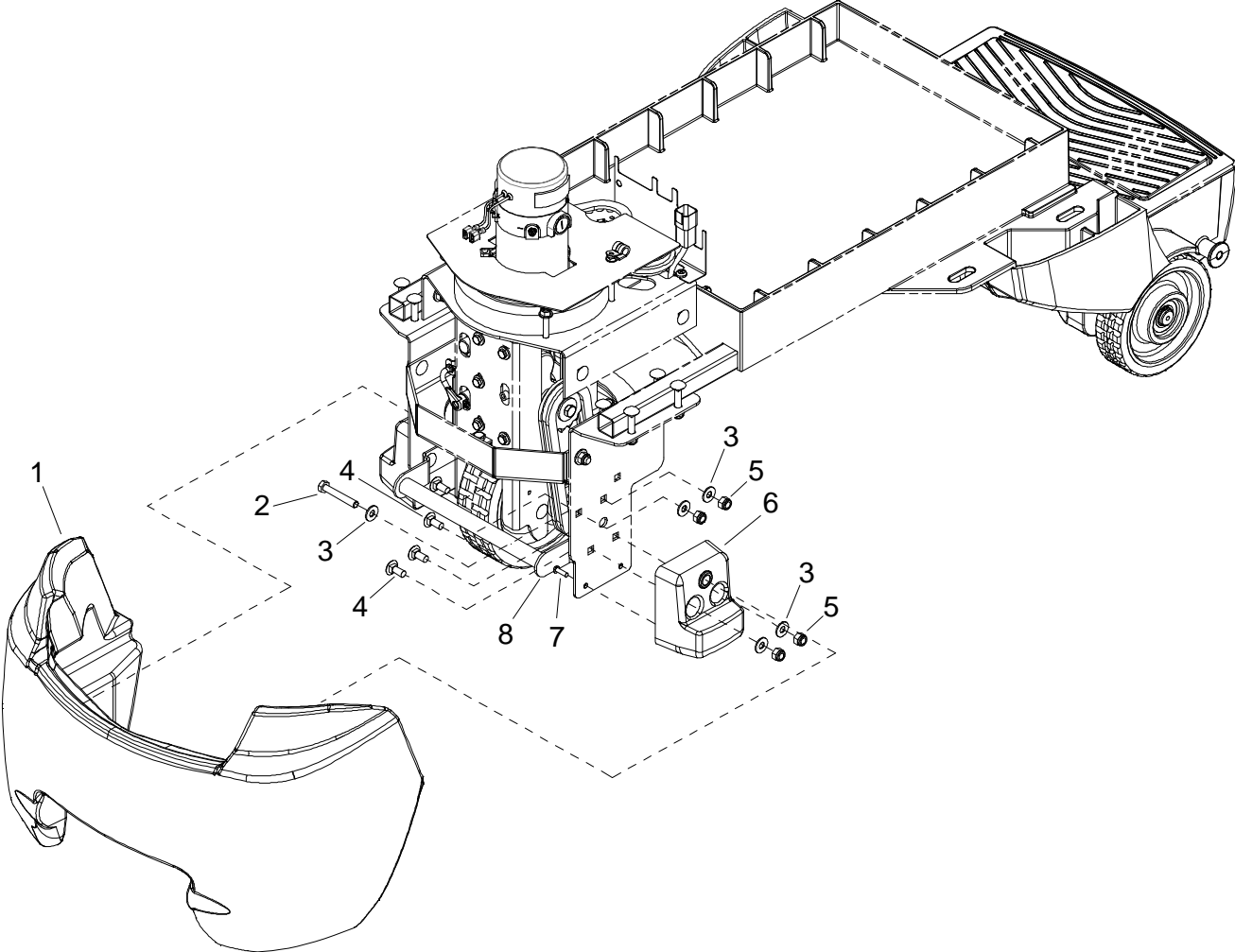


# Bumper



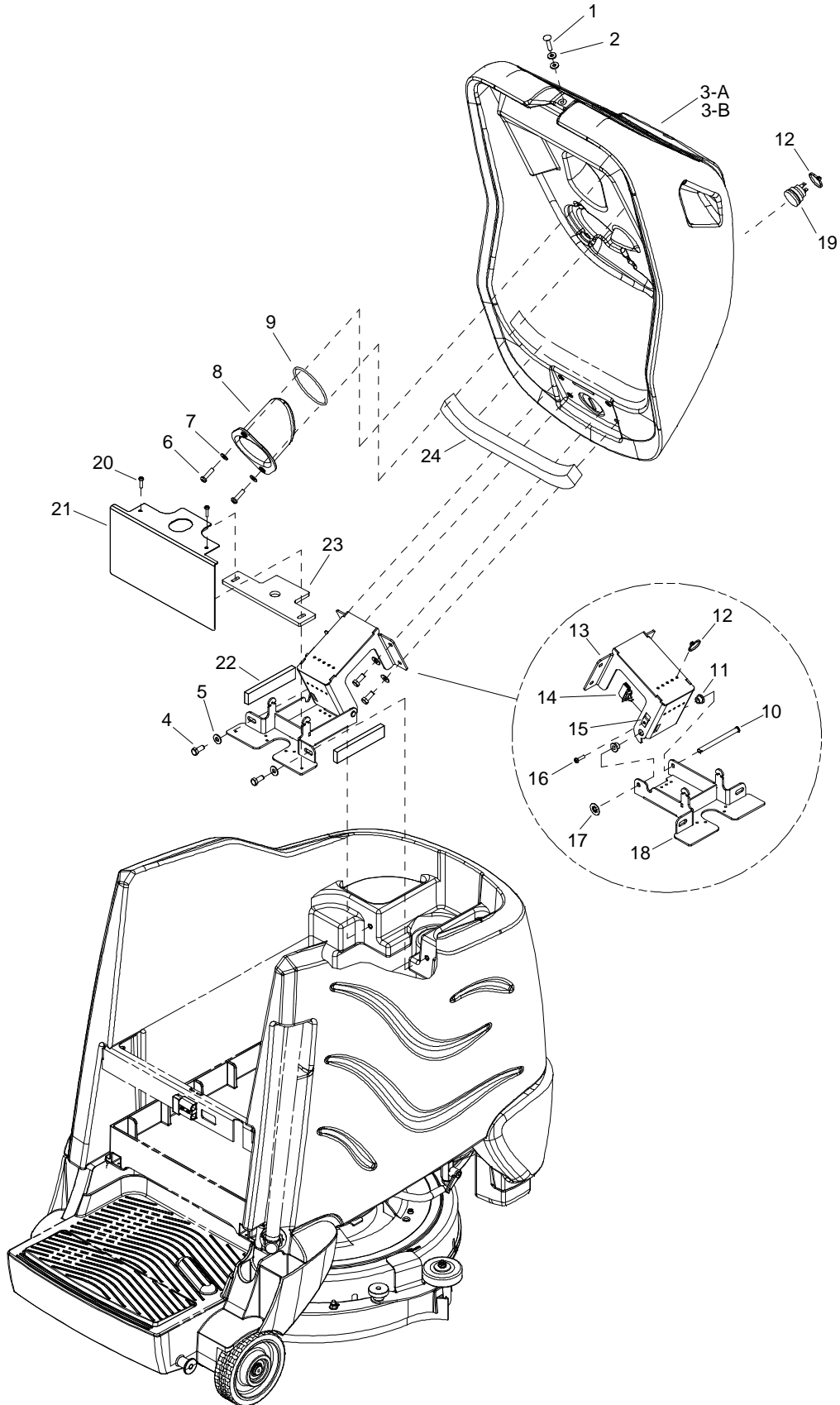
REF	PART NO.	QTY	DESCRIPTION	SERIAL NO. FROM	NOTES
1	86318180	1	BUMPER, TRIM, GRAY		
2	86276980	2	SCREW 5/16-18 X 2 HHCS SS		
3	86010670	6	WASHER 5/16 FLAT SS		
4	86276070	4	SCR, 5/16-18 X 3/4 CARRIAGE SS		
5	86270830	4	NUT 5/16-18 HEX NYLOCK SS		
6	86323950	2	PAD, TIP		
7	86327510	4	SCR, KA50X16, PT OHS, WN1412, A2 SS		

**Bumper - Deluxe & Cylindrical**



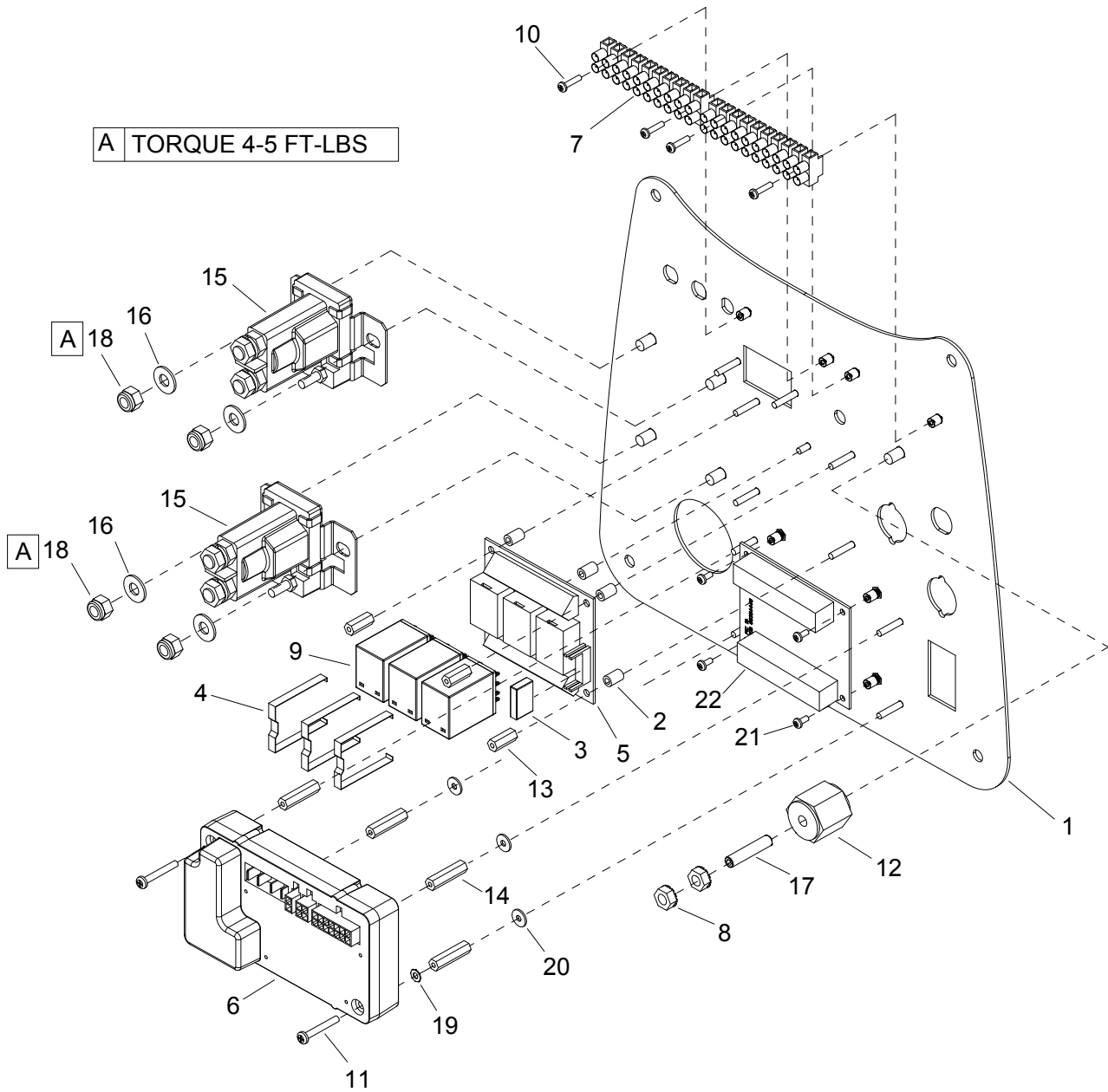
**Bumper - Deluxe & Cylindrical**

REF	PART NO.	QTY	DESCRIPTION	SERIAL NO. FROM	NOTES
1	86342940	1	BUMPER, TRIM, CSX20		
2	86276980	2	SCREW 5/16-18 X 2 HHCS SS		
3	86010670	10	WASHER 5/16 FLAT SS		
4	86276070	8	SCR, 5/16-18 X 3/4 CARRIAGE SS		
5	86270830	8	NUT 5/16-18 HEX NYLOCK SS		
6	86323950	2	PAD, TIP		
7	86327510	4	SCR, KA50X16, PT OHS, WN1412, A2 SS		
8	86333910	1	BRACKET, TIE DOWN		



REF	PART NO.	QTY	DESCRIPTION	SERIAL NO. FROM	NOTES
1	86276330	1	SCR, 1/4-20 X 1.25 CARRIAGE BZ		
2	86279520	2	WASHER, 1/4 ID FLAT BLK		
3A	86317960	1	CONSOLE, CS20		DISK
3B	86342490	1	CONSOLE, CSX20		DELUXE & CYLINDRICAL
4	86276780	6	SCR, 5/16-18 X 3/4 HHCS SS		
5	86010670	6	WASHER, 5/16 FLAT SS		
6	86006530	2	SCREW 1/4-20 X 1 PPHMS SS		
7	86010630	2	WASHER 1/4 ID X 5/8 OD SS		
8	86317980	1	DOME		
9	86327600	1	GASKET, DOME		
10	86326340	1	PIN, CLEVIS 5/16 X 4.0, PLTD		
11	86228990	2	BEARING,FLNGD,.314ID X.502OD		
12	86264940	6	CABLE TIE, 11.38" UL/CSA		
13	86326320	1	BRACKET, HINGE UPPER		
14	86327680	1	SWITCH, INTERLOCK		
15	86270860	1	NUT, 10-24 U-TYPE SPEED		
16	86277110	1	SCR, 10-24 X 3/4 PPHMS SS		
17	86328860	1	NUT, 5/16 PUSH-LOCK, PLTD		
18	86326330	1	BRACKET, HINGE LOWER		
19	86239720	1	SP HORN, 108DB MINATURE W/RING		
20	86006800	2	SCREW 10-32 X 1/2 PHTR PLT		
21	86332390	1	PLATE, COVER		
22	86332770	2	GASKET, HINGE BRACKET		
23	86332760	1	GASKET, STEERING SHAFT		
24	86302620	1	FOAM, 1 X 1 X 18		DELUXE ONLY

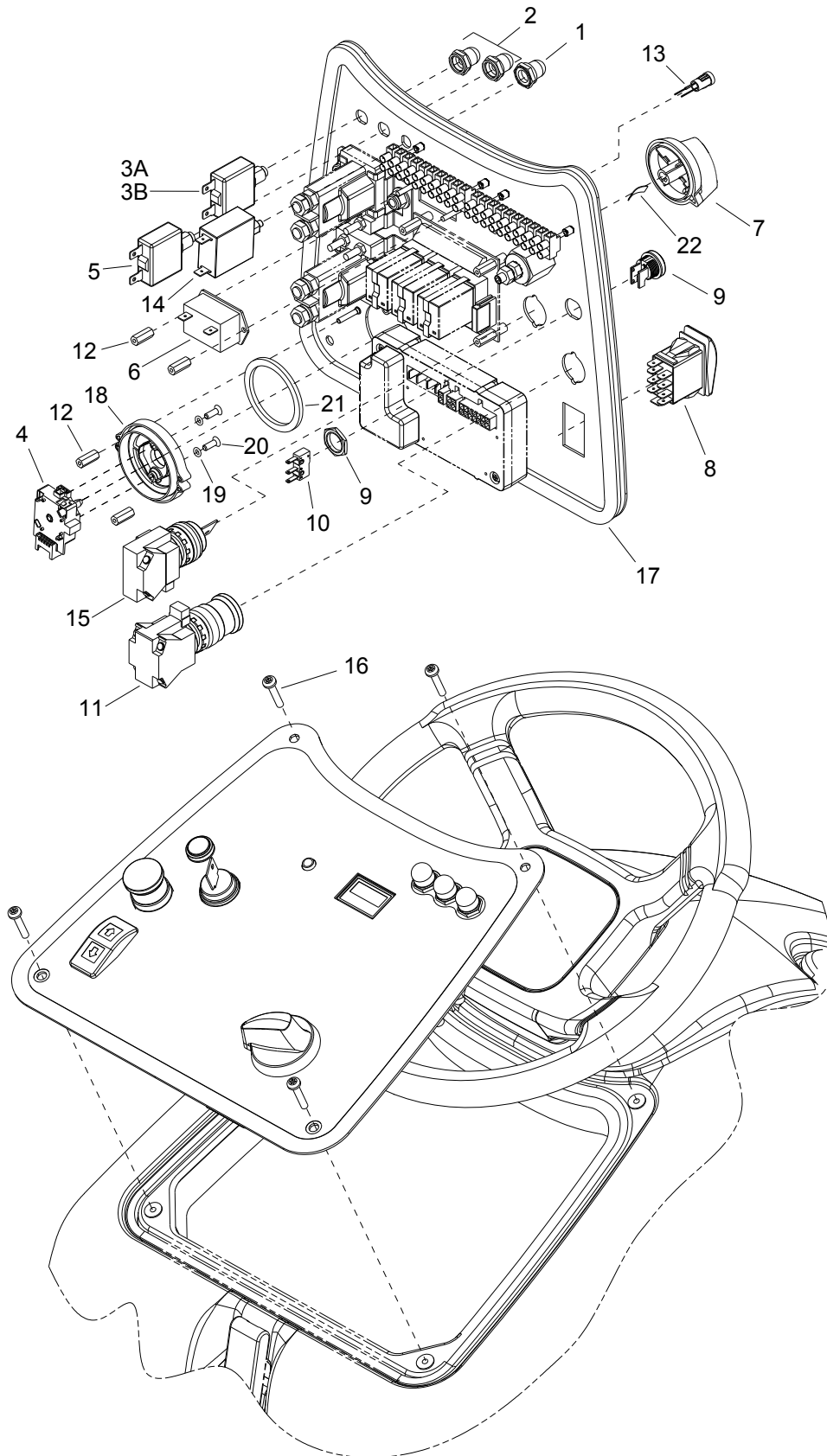
# Control Panel



REF	PART NO.	QTY	DESCRIPTION	SERIAL NO. FROM	NOTES
1	86357790	1	PANEL, CONTROL, CS20 RE		
2	86337210	5	SPACER, .14ID X .25OD X .38, NYL		
3	86336110	1	RELAY, SPST-NO		
4	86336100	3	CLIP, RELAY		
5	86347250	1	PCB, RELAY OMRON II		
6	86362190	1	CONTROLLER, CS20 RE		
7	86326390	2	CONN, 8MM PITCH, 10 POSN		
8	86005710	2	NUT, 1/4-20 HEX W/STAR		
9	86313900	3	RELAY, 5A, 24V, 4PDT		
10	86275260	4	SCR, 4-40 X 1/2 PPHMS		
11	86275550	2	SCREW 6-32X1.25		
12	86255910	1	STANDOFF, 1/4-20 X 1.0 HEX INS		
13	86255900	2	STANDOFF, 6-32 X 5/8 HEX NYL		
14	86354860	4	STANDOFF, 6-32 X 1.25 HEX, NYLON		
15	86251360	2	RELAY, 36VDC, 100A		
16	86010630	4	WASHER, 1/4 X 5/8 FLAT SS		
17	86006850	1	SCR, 1/4-20 X 1.25 SSSCU		
18	86005810	4	NUT, 1/4-20 HEX NYLOCK SS		
19	86279020	1	WASHER #6 LOCK EXT STAR SS		
20	86279450	3	WASHER, #6 FLAT SAE PLTD		
21	86274570	4	SCREW 4-40 X 1/4 PPHMS		
22	86354440	1	PCB, iSCRUB, PIC		



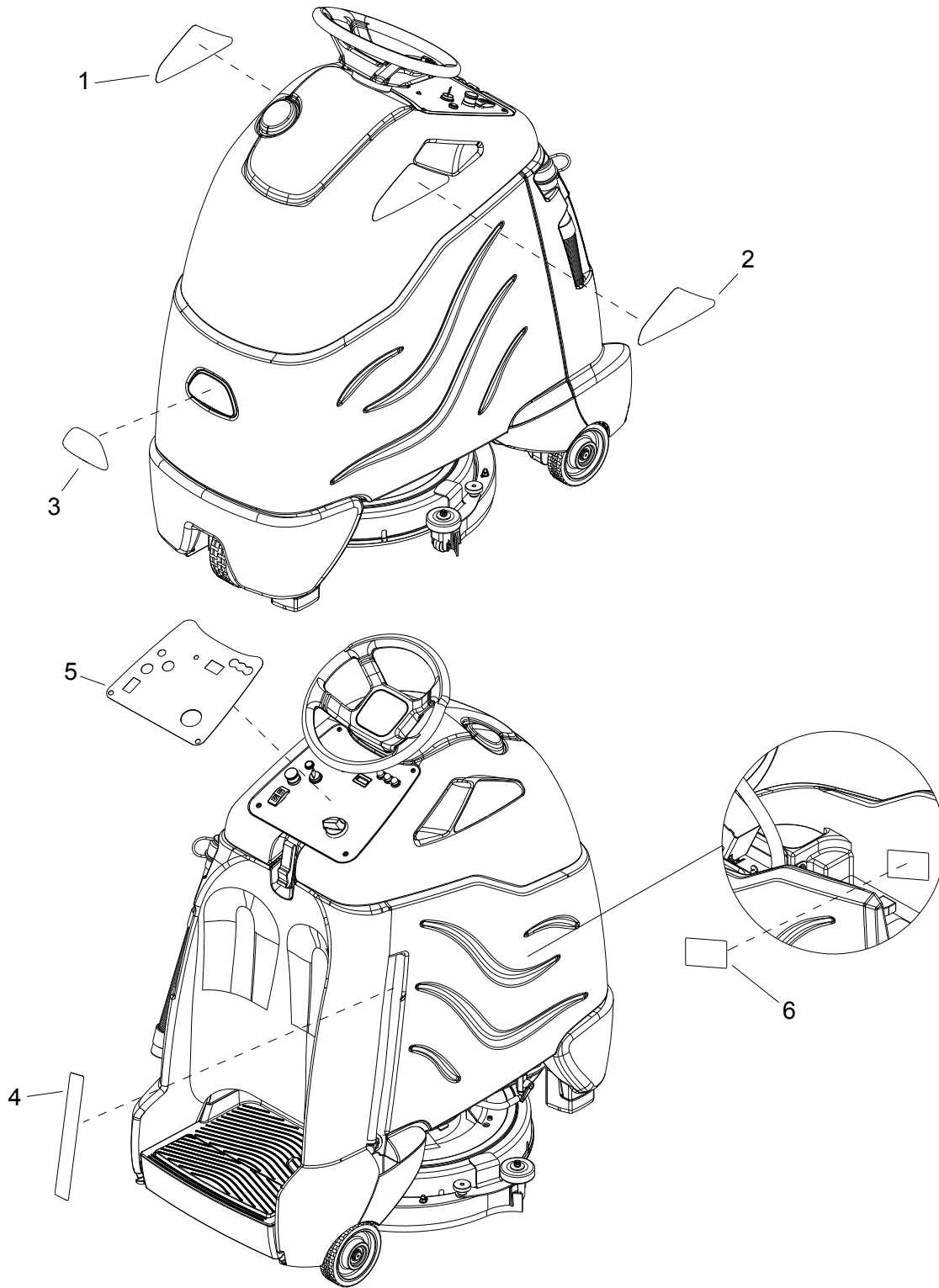
# Control Panel



REF	PART NO.	QTY	DESCRIPTION	SERIAL NO. FROM	NOTES
1	86001260	1	BOOT, CB 3/8-32 UNS		
2	86332510	2	BOOT, SEAL PUSH BUTTON 11MM		
3A	86328180	1	BREAKER, 12A, 250VAC, 32VDC		DISK
3B	86349290	1	BREAKER, 25A, 250VAC, 32VDC		CYLINDRICAL
4	86354870	1	SWITCH, ROTARY		
5	86316160	1	BREAKER, 18A, 250VAC, 32VDC		
6	86315470	1	METER, HOUR, LCD		
7	53217380	1	KNOB, SELECTION		
8	86313950	1	SWITCH, SPDT 3 POSN MOM, ARROW		
9	86295200	1	ASM, BUTTON, BLACK, W/BEZEL		
10	86292780	1	SWITCH,MICRO		
11	86292590	1	SWITCH, E-STOP AKW CHARIOT		
12	86255900	4	STANDOFF, 6-32 X 5/8 HEX NYL		
13	86348960	1	LED, BATTERY INDICATOR		▲
14	86353680	1	BREAKER, 1.5A CARLING MAGNETIC		
15	86007170	1	SWITCH, KEY 2 POSITION		
16	86329570	4	SCR, 10-32 X 1.0 TORX SS BLK PLTD		
17	86327830	1	GASKET, .188 X.31 X 41.0		
18	86354560	1	BEZEL, ROTARY SWITCH		
19	86358440	2	O-RING, 4MM ID, 1.5MM THK, BUNA-N		
20	86358430	2	SCR, M4X12 FHMS, ISO7046 SS NP		
21	86354810	1	GASKET, ROTARY SWITCH		
22	63130140	1	SPRING ELEMENT		

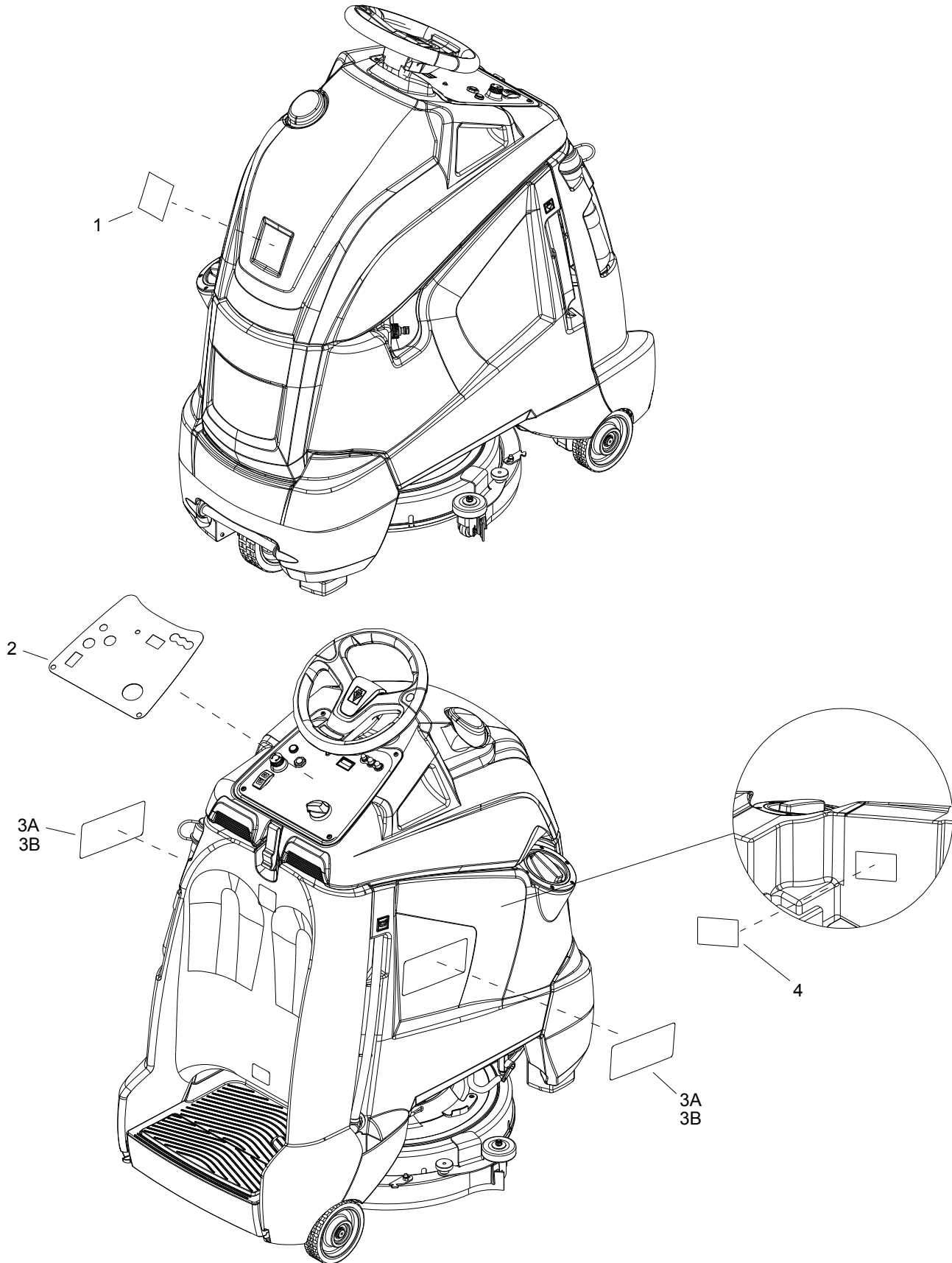
▲ 86348960 IS INCLUDED WITH CONTROL PANEL HARNESS.

**Decals - Disk**



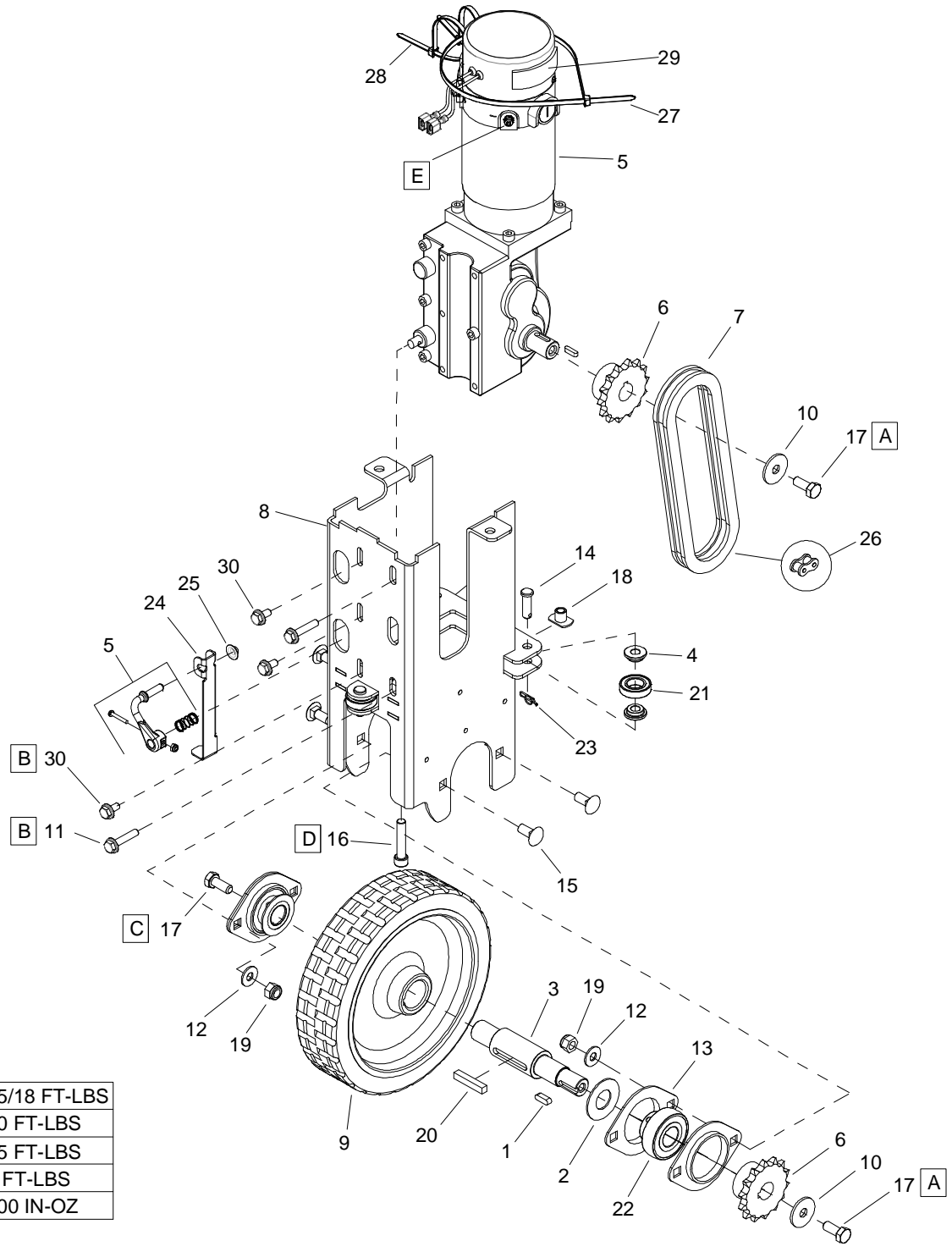
REF	PART NO.	QTY	DESCRIPTION	SERIAL NO. FROM	NOTES
1	86328490	1	LABEL, RIGHT, iSCRUB 20		
2	86328500	1	LABEL, LEFT, iSCRUB 20		
3	86004970	1	LABEL WINDSOR LOGO DOMED		
4	86328550	1	LABEL, SOLUTION LEVEL		
5	86358050	1	LABEL, CONTROL PANEL, CS20		
6	86335710	1	LABEL, BATTERY WIRING		

**Decals - Deluxe & Cylindrical**



**Decals - Deluxe & Cylindrical**

REF	PART NO.	QTY	DESCRIPTION	SERIAL NO. FROM	NOTES
1	86342020	1	LABEL, WINDSOR DOMED LOGO		
2	86358050	1	LABEL, CONTROL PANEL, CS20		
3A	86342000	2	LABEL, SIDE ISCRUB DLX		DISK
3B	86346630	2	LABEL, ISCRUB 22X SP		CYLINDRICAL
4	86335710	1	LABEL, BATTERY WIRING		



A	TORQUE 15/18 FT-LBS
B	TORQUE 10 FT-LBS
C	TORQUE 15 FT-LBS
* D	TORQUE 5 FT-LBS
E	TORQUE 100 IN-OZ

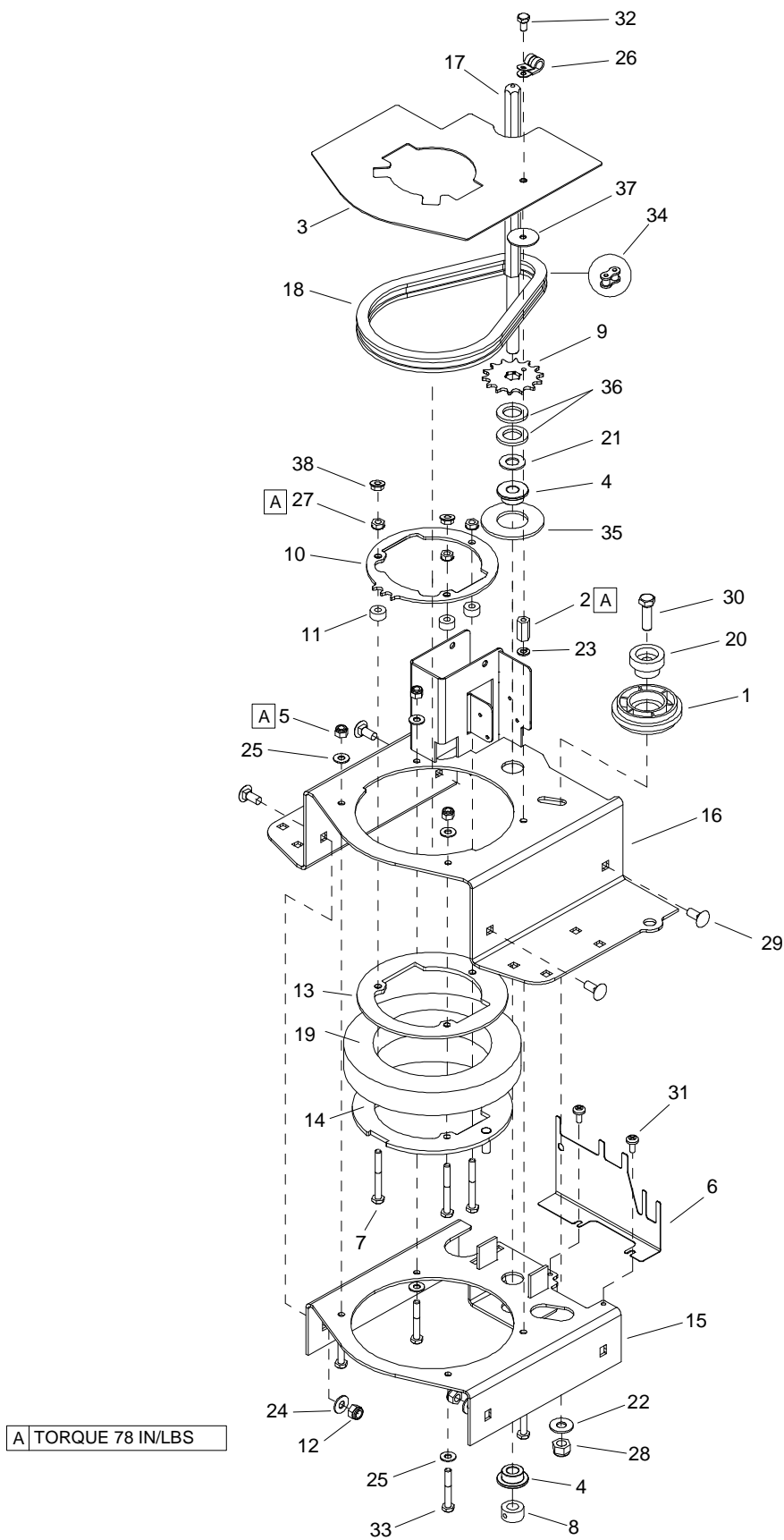
\* AFTER B

REF	PART NO.	QTY	DESCRIPTION	SERIAL NO. FROM	NOTES
1	86326710	1	KEY, 5 X 5 X 16		
2	86321670	2	WASHER, WHEEL SPACER		
3	86319810	1	AXLE, DRIVE WHEEL		
4	86319670	6	SLEEVE, BEARING		
5	86364010	1	MOTOR, TRACTION	(*5)	▲
-	86331990	-	BRUSH SET, SMALL RIDER DRIVE MTR		
-	98408960	-	BRAKE REPLACEMENT SMALL STAND ON		
6	86319650	2	SPROCKET, DRIVE, 14T		
7	86319640	1	CHAIN, ISO O8B, 12.7MM PITCH		
8	86319620	1	FRAME, LOWER DRIVE		
9	86316890	1	WHEEL, PU 200MM X 50MM		
10	86279630	3	WASHER, .344IDX1.130ODX.09T PLT		
11	86362150	2	SCREW, M6 X 30MM, HEX FLANGE, PLTD		
12	86010670	4	WASHER, 5/16 X 3/4 SS		
13	86008610	4	FLANGE, BEARING PRESSED STEEL		
14	86272550	3	PIN, CLEVIS, 5/16 X 1.00 PLTD		
15	86276070	4	SCR, 5/16-18 X 3/4 CARRIAGE SS		
16	86362130	1	SCREW, 5/16 X 1.50, SHCS, SS, FT		
17	86136640	3	SCR, M8 X 20 HHMS		
18	86348490	1	NUT, WELD 5/16-18 X .38, TAB BASE, STL		
19	86270830	4	NUT, 5/16-18 HEX NYLOCK SS		
20	86219640	1	KEY, 1/4 SQ. X 1.5		
21	86332380	3	ROLLER, 1.1 OD		
22	86001030	2	BEARING, BALL 3/4 BORE SPHERED		
23	86008660	3	COTTER 5/16" RING		
24	86333870	1	LEVER DRIVE ENGAGEMENT		DELUXE ONLY
25	86271240	1	NUT, CAP 1/4 DIA RETAINING PLT		DELUXE ONLY
26	86232780	-	CHAIN MASTER LINK 12.7MM		
27	86002830	1	CABLE TIE .375 X 24.7		
28	86264920	2	CABLE TIE, 7" UL/CSA		
29	86362040	2	TAPE CLOSED CELL 1/8 X 3/4 X 2 1/2 PSA		
30	86362140	3	SCREW, M6 X 12MM, HEX FLANGE, PLTD		

▲ FOR INSTALLATION OF 8.636-401.0 WITH BRAKE HARNESS AND LOWER HARNESS, ORDER KIT 8.636-900.0

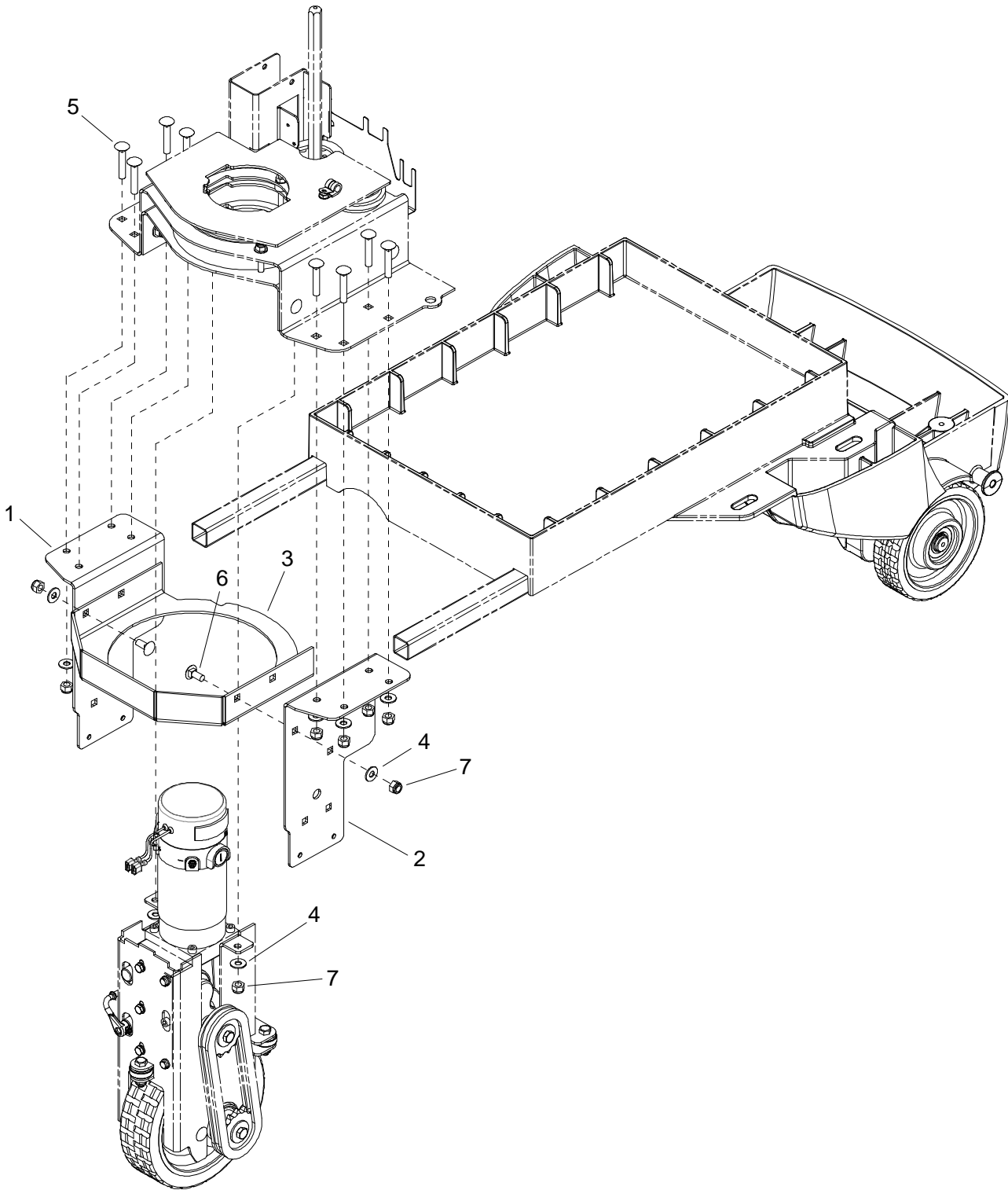
\* SEE SERIAL NUMBER PAGE.





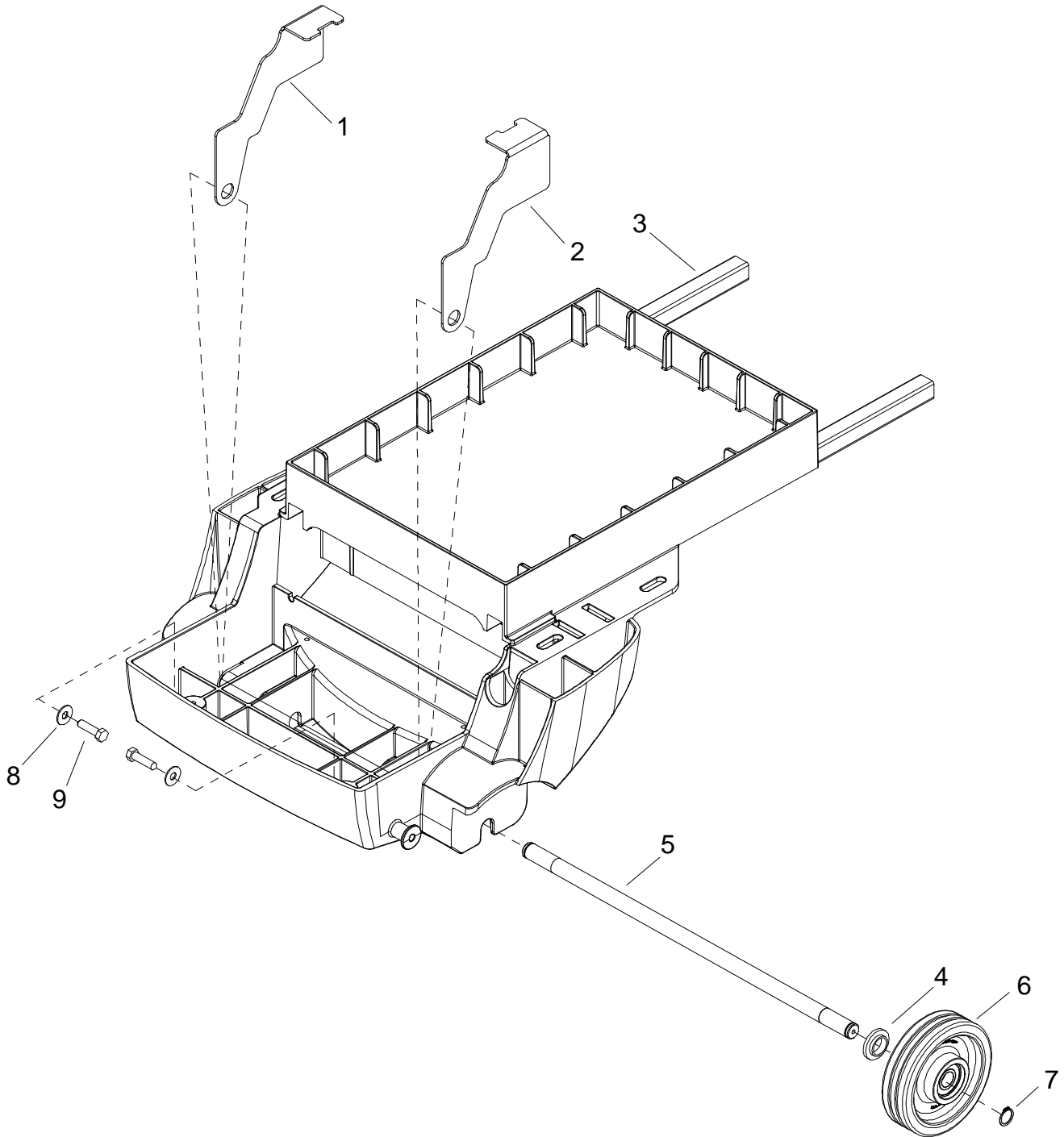
REF	PART NO.	QTY	DESCRIPTION	SERIAL NO. FROM	NOTES
1	86330720	1	CHAIN TENSIONER		
2	86329350	1	NUT, 1/4-20 X 7/8 HEX COUPLING SS		
3	86329340	1	PLATE, CHAIN GUARD		
4	86328050	2	WASHER, SHOULDER.48ID X 1.25OD		
5	86005810	3	NUT, 1/4-20 HEX NYLOCK SS		
6	86327110	1	BRACKET, CONNECTORS		
7	86273100	3	SCR, 1/4-20X2-1/4 HXHD CAP		
8	86322060	1	COLLAR, 12MM ID		
9	86322050	1	SPROCKET, STEERING, 14T		
10	86322040	1	PLATE, CHAIN RING		
11	86322030	3	SPACER		
12	86270830	7	NUT, 5/16-18 HEX NYLOCK SS		
13	86319740	1	PLATE, UPPER CLAMP		
14	86319680	1	PLATE, LOWER CLAMP		
15	86319610	1	BRACKET, BEARING CLAMP		
16	86319600	1	BRACKET, DRIVE MOUNT		
17	86319590	1	SHAFT, STEERING SPROCKET		
18	86319560	1	CHAIN, ISO O8B, 12.7MM PITCH		
19	86014440	1	BEARING, DRIVE		
20	86224270	1	SLEEVE, CHAIN TENSIONER		
21	86259430	1	WASHER, 12.5 ID X 26 OD X 2T FLAT		
22	86279510	1	WASHER, 3/8 X 1 FLAT NP		
23	86010780	1	WASHER, 1/4 SPLIT		
24	86010670	4	WASHER, 5/16 X 3/4 SS		
25	86010630	7	WASHER, 1/4 X 5/8 FLAT SS		
26	86363870	1	CLAMP, 5/8" OD CUSHIONED		
27	86005710	3	NUT, 1/4-20 HEX W/STAR		
28	86271930	1	NUT, 3/8-16 HEX NYLOCK SS		
29	86276070	4	SCR, 5/16-18 X 3/4 CARRIAGE SS		
30	86275190	1	SCR, 3/8-16 X 1.25 HHCS SS		
31	86006800	2	SCR, 10-32 X 1/2 PHTR PLT		
32	86274760	1	SCR, 1/4-20 X 1/2 HHCS		
33	86274150	4	SCR, 1/4-20 X 1.75 HHCS		
34	86232780	-	CHAIN MASTERLINK 12.7MM		
35	86368600	1	WASHER, 2.5OD X 1.25ID X .125THK, DELRIN		
36	86279420	2	WASHER .75IDX1.25ODX.125THK NY		
37	86278940	1	WASHER 1/4 ID X 1-1/4 OD PLT		
38	86271370	2	NUT, 1/4-20 SERFLG STL ZNPLT		

# Drive Mounting



REF	PART NO.	QTY	DESCRIPTION	SERIAL NO. FROM	NOTES
1	86326080	1	BRACKET, LINKAGE MOUNT, RIGHT		
2	86319730	1	BRACKET, LINKAGE MOUNT, LEFT		
3	86331630	1	BRACKET, ROLLER GUIDE		
4	86010670	12	WASHER, 5/16 X 3/4 SS		
5	86276690	8	SCR, 5/16-18 X 1.75 CARR SS		
6	86276070	2	SCR, 5/16-18 X 3/4 CARRIAGE SS		
7	86270830	12	NUT, 5/16-18 HEX NYLOCK SS		

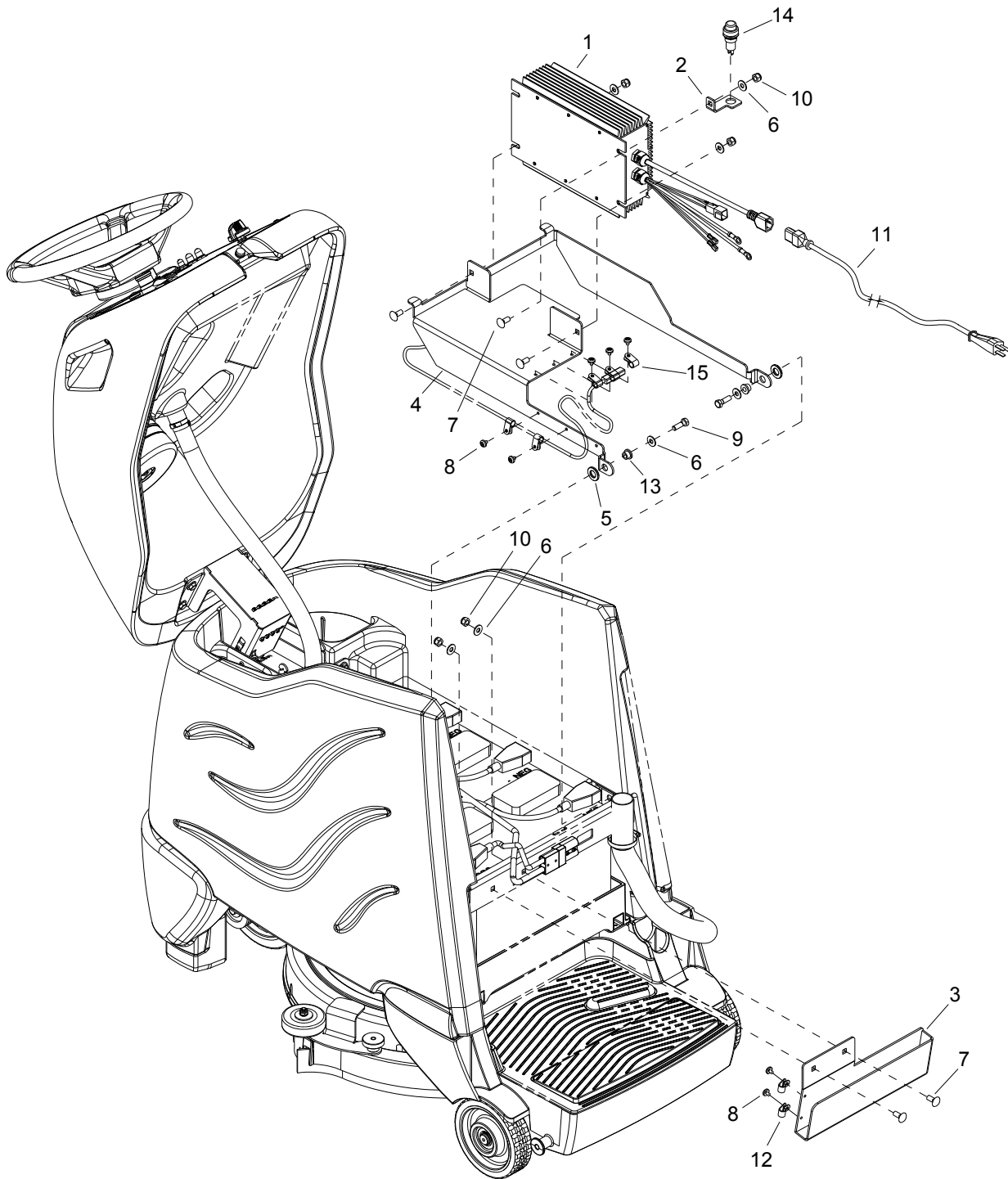
## Frame & Rear Wheels



REF	PART NO.	QTY	DESCRIPTION	SERIALNO. FROM	NOTES
1	86326260	1	BRACKET, FRAME LEFT		
2	86326250	1	BRACKET, FRAME RIGHT		
3	86340610	1	ASM FRAME, CS20		INCLUDES ITEM 8 & 9
4	86326220	2	SPACER, FLG .887ID x 1.055D x .345LG		
5	86318030	1	AXLE, 20mm x 562 mm		
6	86369160	2	WHEEL, 6.00 X 1.58, GRY W/BEARINGS	(*4)	
7	86223470	2	RING, 20MM EXTERNAL SNAP		
8	86279510	2	WASHER 3/8 FLAT		
9	86340950	2	SCR, 3/8 X 1.5, LAG, PLTD		

\* SEE SERIAL NUMBER PAGE

# On Board Battery Charger - Disk

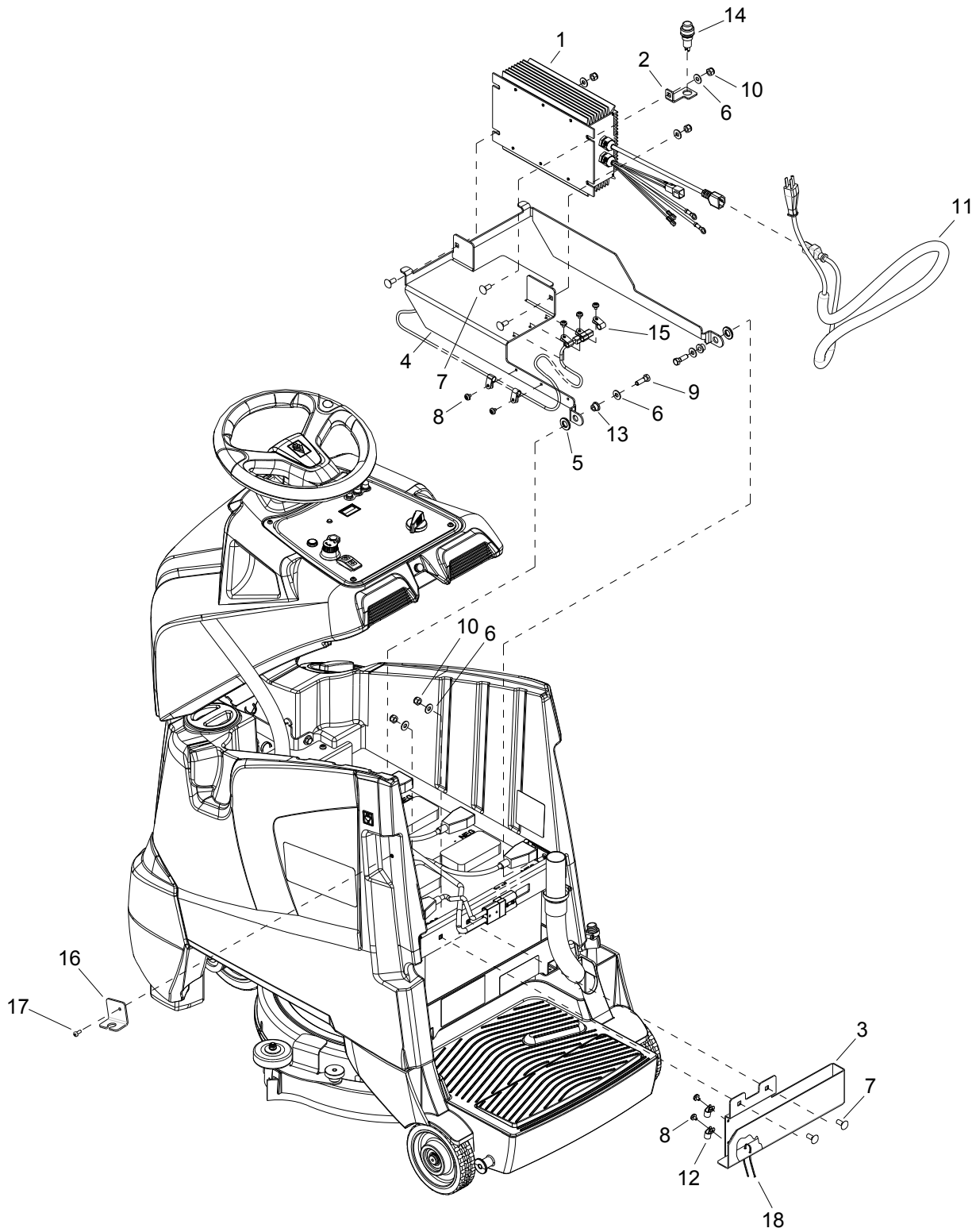


**On Board Battery Charger - Disk**

REF	PART NO.	QTY	DESCRIPTION	SERIAL NO. FROM	NOTES
1	86370690	1	KIT, CHARGER, SPE 36V 15A		
2	86332690	1	BRKT, CHARGER METER		
3	86332370	1	BRACKET, CORD WRAP		
4	86327690	1	BRACKET, CHARGER		
5	86259400	2	WASHER, THRUST .51 ID X 1 ODBRO		
6	86010670	7	WASHER, 5/16 X 3/4 SS		
7	86276070	5	SCR, 5/16-18 X 3/4 CARRIAGE SS		
8	86006770	7	SCR, 10-32 X 1/4 PHTR PLTD		
9	86006750	2	SCR, 5/16-18 X 1.00 HHCS GR5		
10	86270830	5	NUT, 5/16-18 HEX NYLOCK SS		
11	86234390	1	CORD ASM, 16/3 SJTWX2M IEC		
12	86198450	2	CLAMP, 5/16 DIA NYLON		
13	86228990	2	BEARING FLG .314IDX.5002OD		
14	86333070	1	METER, SPE BATTERY CHARGE		
15	86198470	5	CLAMP, 9/16 DIA NYLON		



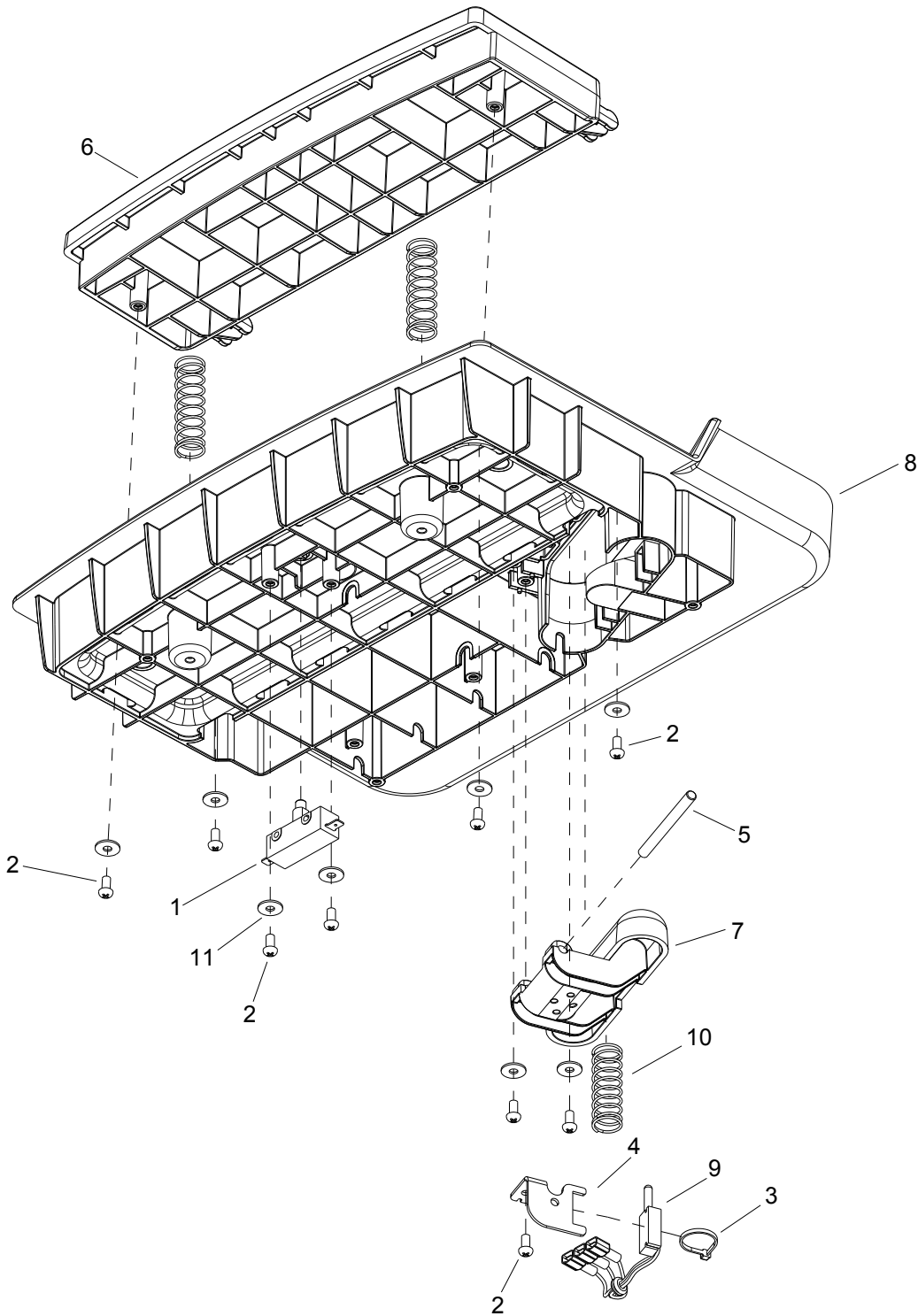
# On Board Battery Charger - Deluxe & Cylindrical



***On Board Battery Charger - Deluxe & Cylindrical***

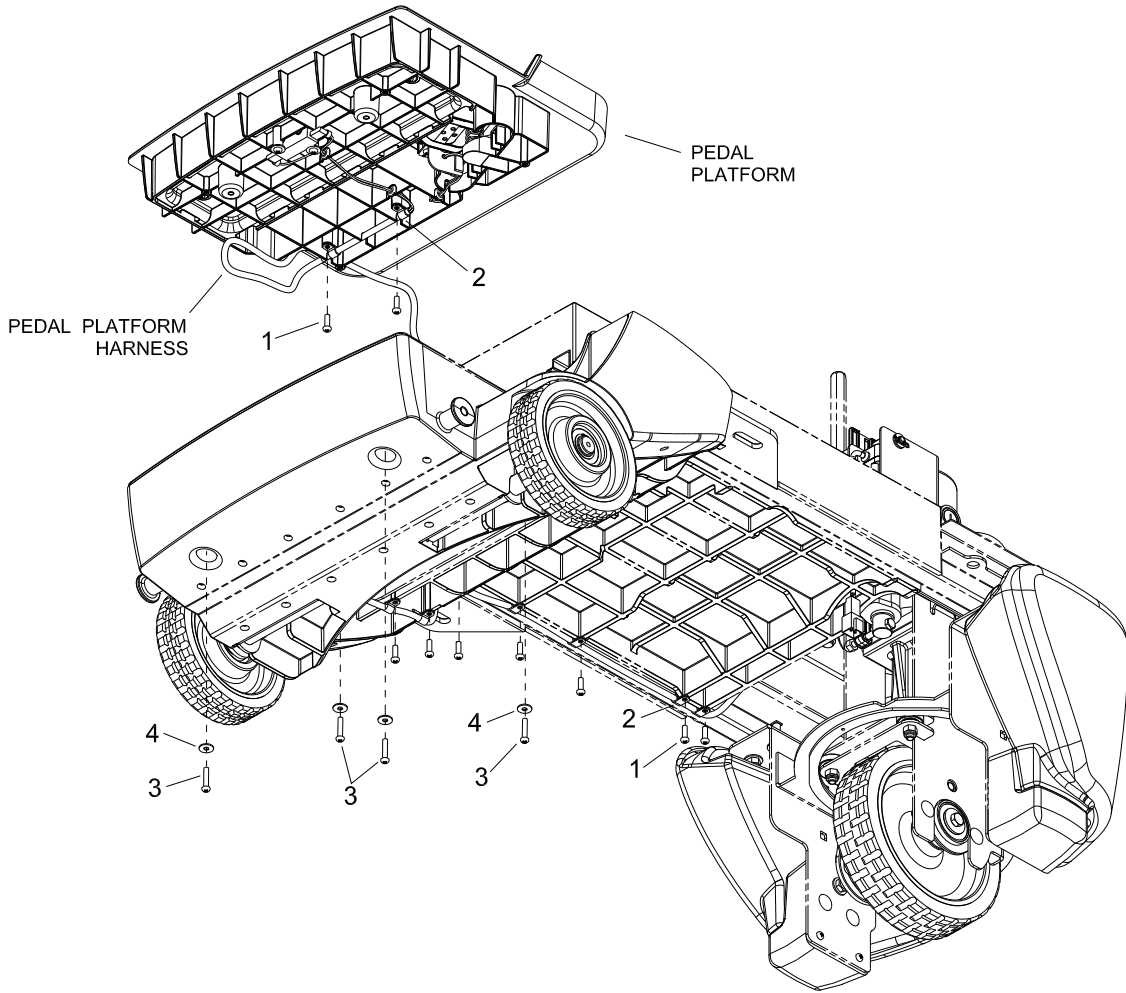
REF	PART NO.	QTY	DESCRIPTION	SERIAL NO. FROM	NOTES
1	86370690	1	KIT, CHARGER, SPE 36V 15A		
2	86332690	1	BRKT, CHARGER METER		
3	86348390	1	BRACKET, CORD STORAGE DELUXE		
4	86327690	1	BRACKET, CHARGER		
5	86259400	2	WASHER, THRUST .51 ID X 1 ODBRO		
6	86010670	7	WASHER, 5/16 X 3/4 SS		
7	86276070	5	SCR, 5/16-18 X 3/4 CARRIAGE SS		
8	86006770	7	SCR, 10-32 X 1/4 PHTR PLTD		
9	86006750	2	SCR, 5/16-18 X 1.00 HHCS GR5		
10	86270830	5	NUT, 5/16-18 HEX NYLOCK SS		
11	86345510	1	CORD, ONBOARD CHARGER, 16/3C SJTO		
12	86198450	2	CLAMP, 5/16 DIA NYLON		
13	86228990	2	BEARING FLG .314IDX.5002OD		
14	86333070	1	METER, SPE BATTERY CHARGE		
15	86198470	5	CLAMP, 9/16 DIA NYLON		
16	86333940	-	BRACKET, CHARGER CORD		
17	86006590	1	SCREW 10-32 X 1/2 PPHMS SS NP		
18	86264940	1	CABLE TIE, 11.38" UL/CSA		

# Pedal Platform



REF	PART NO.	QTY	DESCRIPTION	SERIAL NO. FROM	NOTES
1	86007110	1	SWITCH, 25A SPST 125-250V SNAP		
2	86172980	9	SCR, KA50X10, PT OHS, WN1412, PLTD		
3	86264930	1	CABLE TIE, 3.5" UL/CS		
4	86326150	1	BRKT, LINEAR POT		
5	86326140	1	PIN, DOWEL .25 X 2.75, STEEL		
6	86318010	1	PEDAL, HEEL		
7	86318000	1	PEDAL, ACCELERATOR		
8	86317990	1	PLATFORM, OPERATOR		
9	86311560	1	POTENTIOMETER ASM, LINEAR		
10	86254970	3	SPRING, COMP 18MM OD X 83 X 2		
11	86173330	8	WASHER, M5, FLAT, ISO7093, SS		

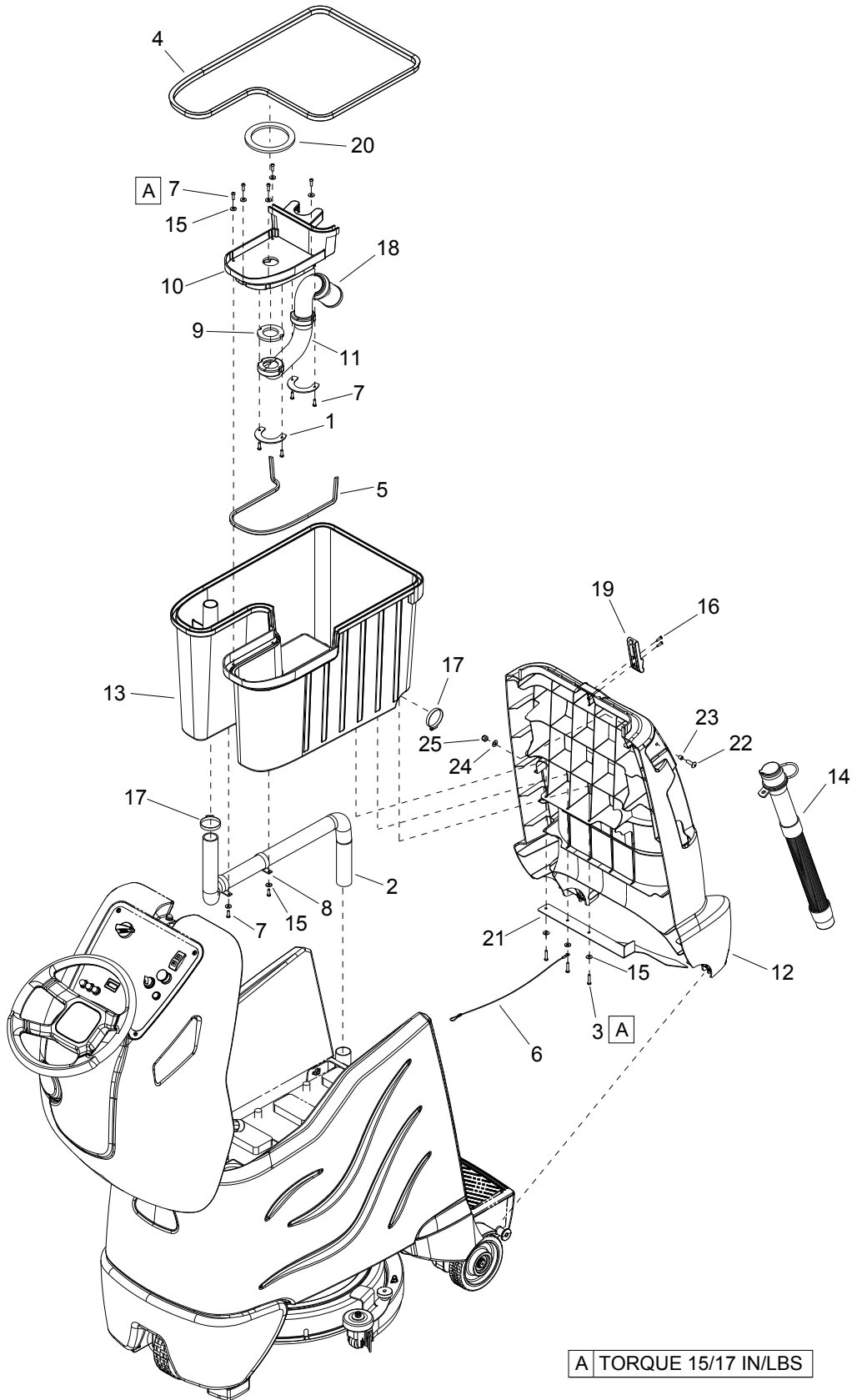
# Pedal Platform Mounting



## ***Pedal Platform Mounting***

<b>REF</b>	<b>PART NO.</b>	<b>QTY</b>	<b>DESCRIPTION</b>	<b>SERIAL NO. FROM</b>	<b>NOTES</b>
1	86327510	9	SCR, KA50 X 16, WN1412 A2 SS		
2	86198440	9	CLAMP, 1/4 PLASTIC CABLE		
3	86327910	4	SCR, KA50X25, PT OHS, WN1412, PLTD		
4	86173330	4	WASHER, M5, FLAT, ISO7093, SS		

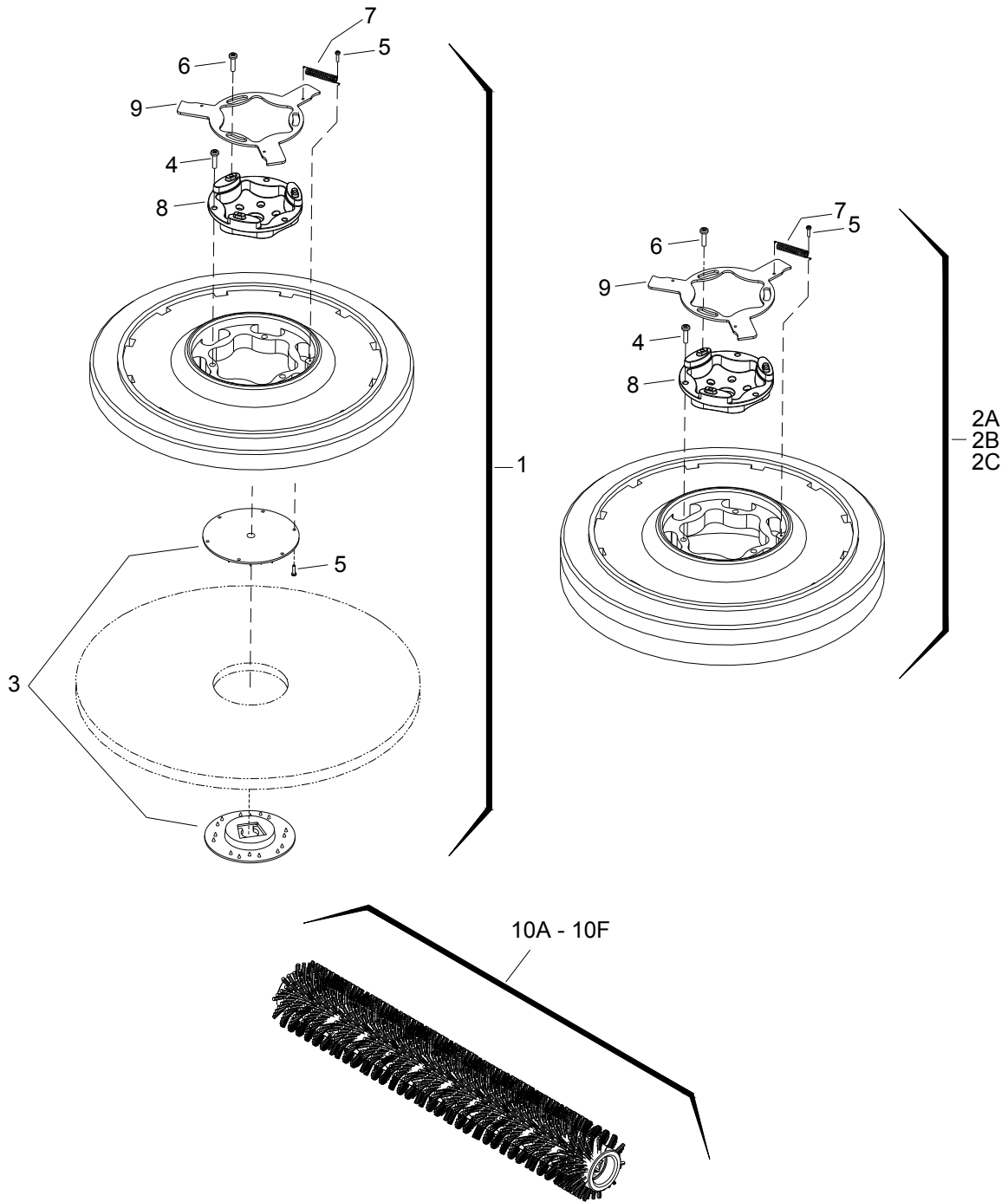
# Recovery Tank



REF	PART NO.	QTY	DESCRIPTION	SERIAL NO. FROM	NOTES
1	86329510	2	PLATE, INTAKE RETAINER		
2	86328020	1	HOSE ASM, 1.25 ID X 14.0, 4:1		
3	86327910	3	SCR, KA50X25, PT OHS, WN1412, PLTD		
4	86327850	1	GASKET, REC TANK 68"		
5	86327840	1	GASKET, VAC MOUNT 27"		
6	86327590	1	LANYARD, 15.0 W/LOOP & EYE		
7	86327510	11	SCR, KA50X16, PT OHS, WN1412, A2 SS		
8	86326270	2	CLAMP, 1.5 DIA		
9	86326200	1	GASKET, VACUUM INTAKE		
10	86318220	1	FRAME, VACUUM MOTOR		
11	86318210	1	INTAKE, VACUUM		
12	86344710	1	PANEL, BACK		
13	86317920	1	TANK, RECOVERY		
14	86302360	1	DRAIN HOSE, CMPS		
15	86173330	10	WASHER, M5, FLAT, ISO7093, SS		
16	86173140	2	SCR,KA40X16,PT OVAL,WN1412,PL		
17	86002400	2	CLAMP, 2.00 WORM GEAR X .312		
18	86356060	1	FLOAT ASM, DUAL BALL SCREEN		
19	86161800	1	LATCH, CONCEALED KEEPER		
20	86312920	1	GASKET, VAC MOTOR		
21	86335700	1	BRACKET, DRAIN HOSE		
22	86007070	1	SCREW 5/16-18 X 1.00 PTHMS SS		
23	86007650	1	SPACER, .438D X .317ID X .25L		
24	86010670	1	WASHER 5/16 FLAT SS		
25	86270830	1	NUT 5/16-18 HEX NYLOCK SS		

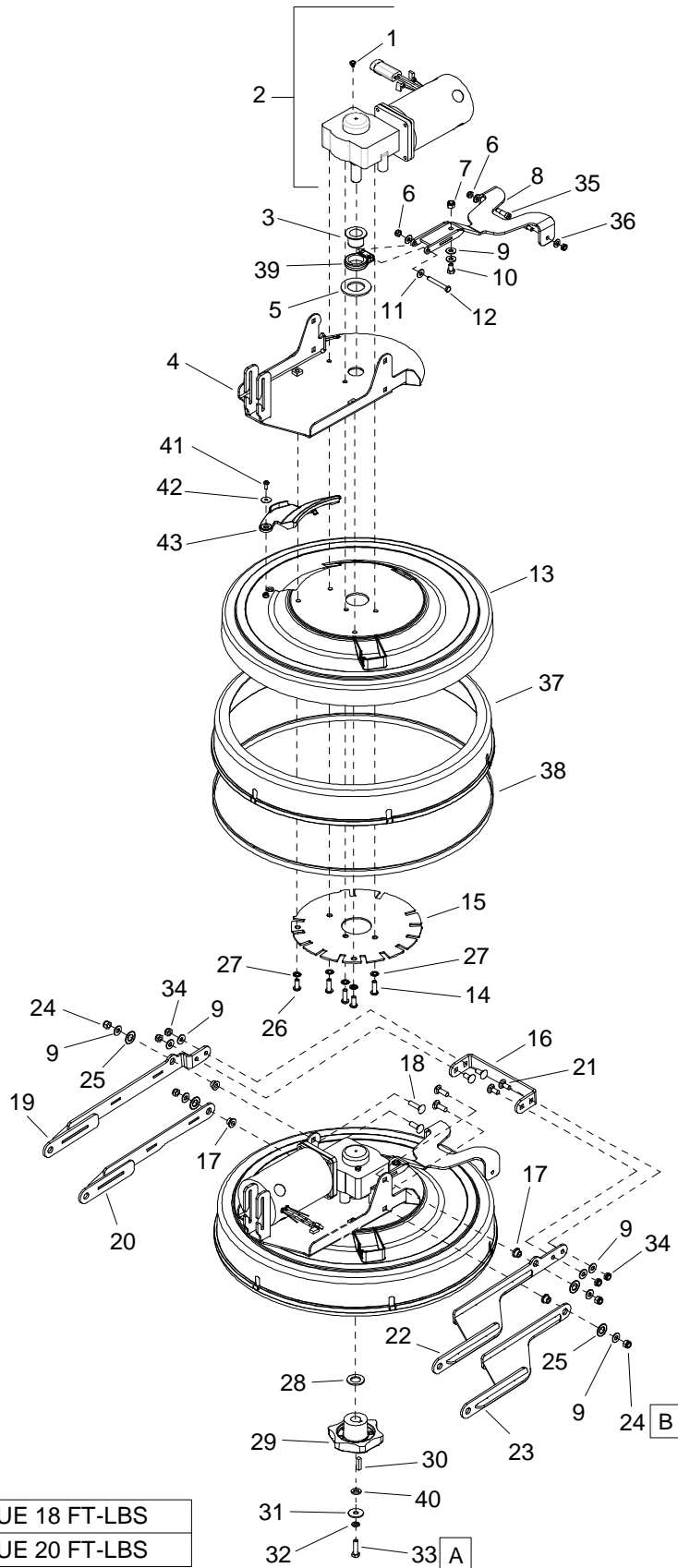


# Scrub Brush - Pad Driver



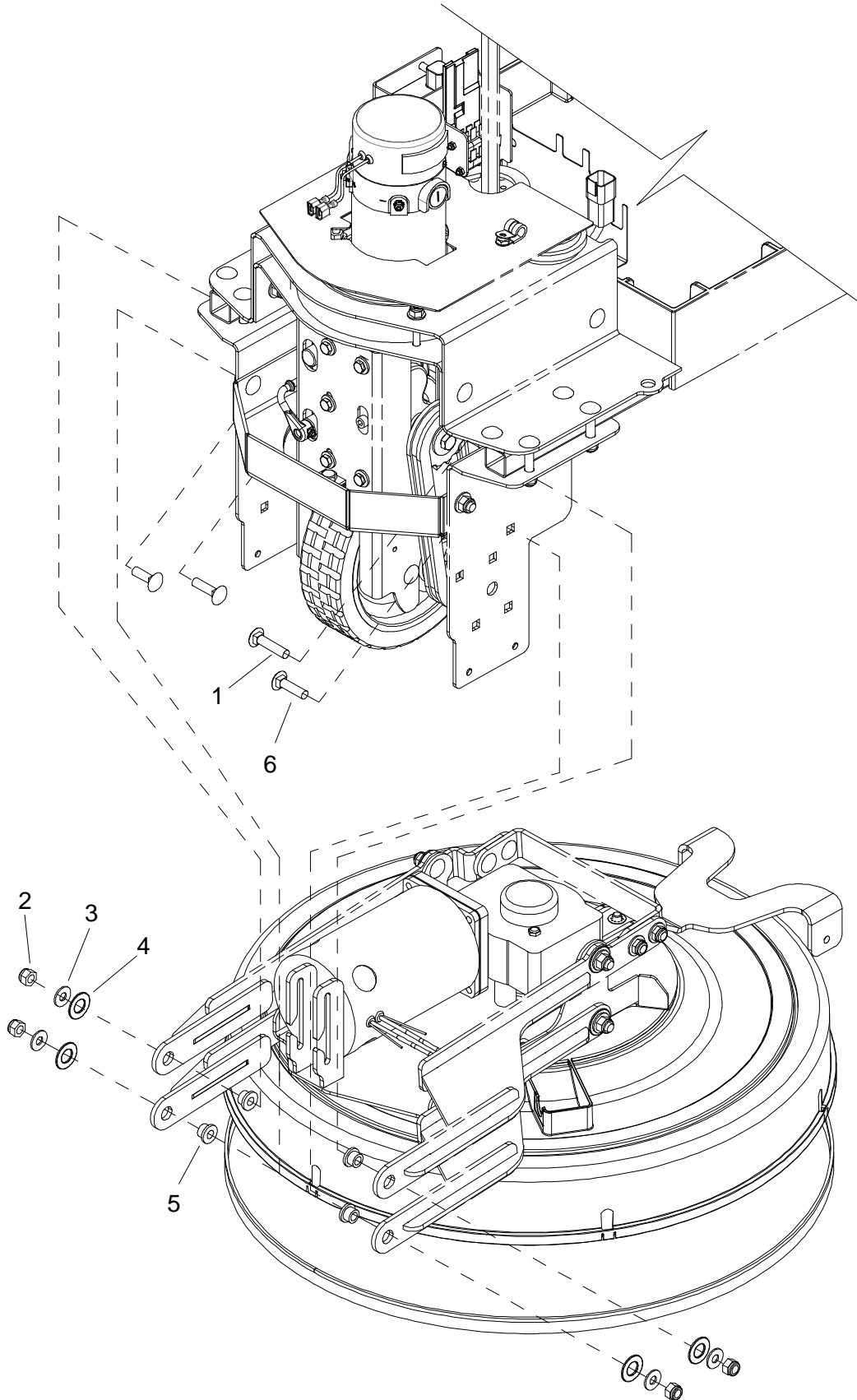
REF	PART NO.	QTY	DESCRIPTION	SERIAL NO. FROM	NOTES:
1	86000410	1	PAD DRIVER, 20" SD		
2A	86000420	1	BRUSH, 20" POLYPROPYLENE SD		
2B	86000430	1	BRUSH, 20" NYLON SD		
2C	86283870	1	BRUSH, 20" NYLON POLISH SD		
3	86005070	1	LOCK, PAD CENTER SNAP, TWO STEP		
4	86276590	3	SCR, #12 X 1 PPHSMS SS		
5	86276580	1	SCR, 8-32 X 3/4 PTHMS		
6	86276600	3	SCR, #10 X 3/4 PTHSMS SS		
7	86007910	1	SPRING, EXT .31 D X 2.0 L X .03 W SS		
8	86007280	1	SOCKET, DRIVE BRUSH		
9	86005940	1	PLATE, BRUSH RELEASE		
10A	47623930	2	ROLLER BRUSH COMPLETE RED		
10B	47624090	2	ROLLER BRUSH COMPLETE WHITE		
10C	47624100	2	ROLLER BRUSH COMPLETE ORANGE		
10D	47624110	2	ROLLER BRUSH COMPLETE GREEN		
10E	47624120	2	ROLLER BRUSH COMPLETE BLACK		
10F	41140100	2	MICROFIBRE ROLL COMPLETE BR 55/40		
	47624150	2	ROLL PAD BR55		

# Scrub Brush Deck - Disk



REF	PART NO.	QTY	DESCRIPTION	SERIAL NO. FROM	NOTES
1	86331340	1	BREATHER VENT, 10-32 THREAD		
2	86331970	1	MOTOR, 36VDC 180RPM RT-ANG		INCLUDES 86331340
-	86331980	-	BRUSH SET, 8.633-197.0 SCRUB MTR		
3	86325200	1	BUSHNG, 30MM, BRNZ		
4	86326430	1	SUPPORT ASSY, MOTOR, BRUSH DECK		
5	86326560	1	WASHER, NYLON, 2.28ODX1.28IDX.12 THK		
6	86271870	3	NUT, 1/4-20 HEX NYLCK THIN SS		
7	86222300	1	NUT, 5/16-18 JAM SS C		
8	86320370	1	LINKAGE ARM ASSY, PIVOT SQUG		
9	86010670	10	WASHER 5/16 FLAT SS		
10	86328620	1	SCR, 5/16-18 X 1/2 LG, HHCS, BLK NYLON		
11	86279070	2	WASHER, M6 FLAT		
12	86273850	1	SCR, 1/4-20 X 2 HHCS SS		
13	86319800	1	SHROUD, 20" SCRUB DECK		
14	86329560	3	SCR, M8X1.25X25MM LG, BSHCS, SS		
15	86326550	1	SUPPORT PLATE, SHROUD		
16	86326540	1	BRIDGE BRKT, DECK LIFT		
17	86228990	4	BEARING,FLNGD,.314ID X.502OD		
18	86277130	4	SCREW 5/16-18X1.00 CARRIAGE SS		
19	86326600	1	BRKT, DECK LIFT, UPPER RIGHT		
20	86326610	1	BRKT, DECK LIFT, LOWER RIGHT		
21	86276070	4	SCR, 5/16-18 X 3/4 CARRIAGE SS		
22	86326580	1	BRKT, DECK LIFT, UPPER LEFT		
23	86326590	1	BRKT, DECK LIFT, LOWER LEFT		
24	86270830	4	NUT 5/16-18 HEX NYLOCK SS		
25	86259410	4	WASHER THRUST.51 ID X1ODX.063		
26	86290040	2	SCR, 5/16-18 X 3/4 BSHCS SS		
27	86330990	5	WASHER, 5/16 INT STAR, SS		
28	86337200	1	WASHER, 19MM X 34MM X 3MM FLAT SS		
29	86003420	1	DRIVER, BRUSH SD		
30	86004810	1	KEY, 1/4 SQ X 1.00		
31	86279630	1	WASHER, .344IDX1.13ODX.09T PLT		
32	86279130	1	WASHER 5/16 SPLIT LOCK PLTD		
33	86330970	1	SCR, M8X1.25X25MM LG, HHCS, SS		
34	86271840	4	NUT 5/16-18 HEX NYLOCK THIN SS		
35	86327700	2	SHOULDER BOLT, 5/16 X 5/8 LG SS		
36	86010630	2	WASHER 1/4 ID X 5/8 OD SS		
37	86320430	1	20" BRUSH SKIRT		
38	86328220	1	FLEXIBLE STRIP BRUSH, 20" SKIRT		
39	86319820	1	PIVOT, SQUEEGEE LINKAGE		
40	86338440	1	SPACER, .41 ID X .73 OD X .105T		
41	86006870	1	SCREW #10B X 1/2 PHMS BLK		
42	86335450	1	WASHER, #10 X .75 ODX.040. NYL, BLK		
43	86324480	1	ACCESS COVER, BRUSH RELEASE		

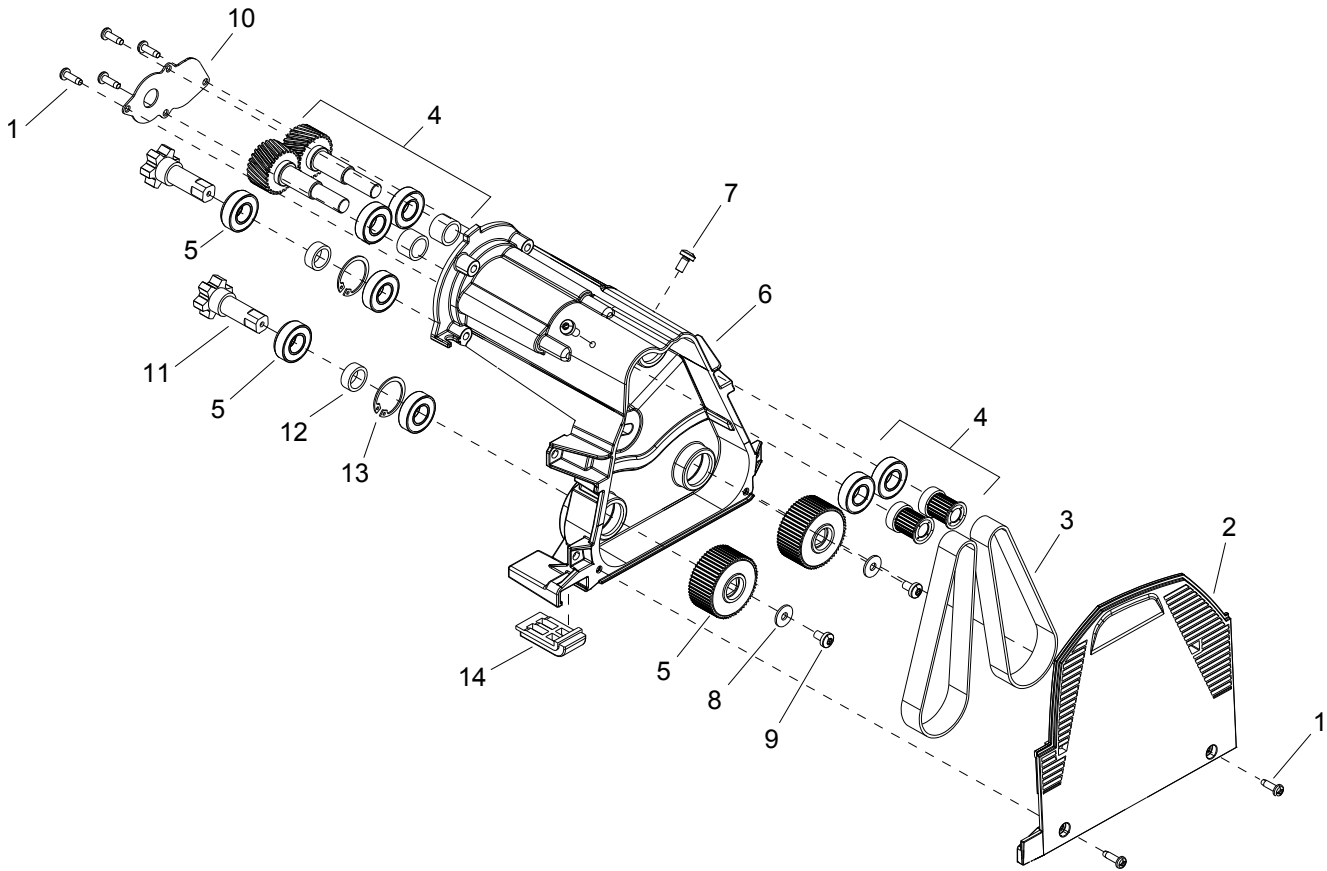
## Scrub Brush Deck Mounting - Disk



**Scrub Brush Deck Mounting - Disk**

REF	PART NO.	QTY	DESCRIPTION	SERIAL NO. FROM	NOTES
1	86277030	4	SCR, 5/16-18X1.25 CARRIAGE S		
2	86270830	4	NUT 5/16-18 HEX NYLOCK SS		
3	86010670	4	WASHER 5/16 FLAT SS		
4	86259410	4	WASHER THRUST.51 ID X1ODX.063		
5	86228990	4	BEARING,FLNGD, .314ID X.502OD		
6	86277130	2	SCR, 5/16-18 X 1.00 CARRIAGE SS		

## Scrub Deck Drive Assembly - Cylindrical

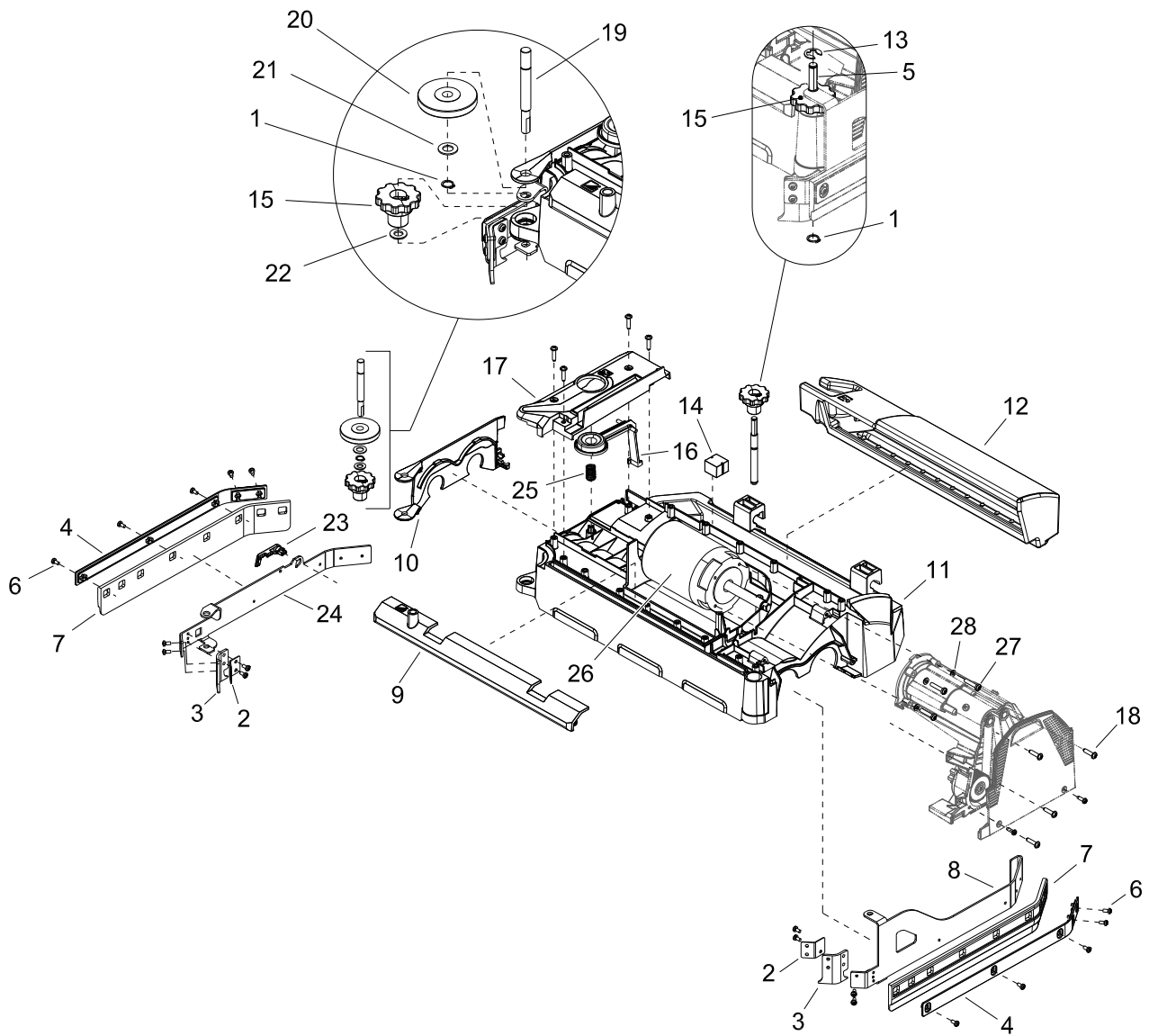


**Scrub Deck Drive Assembly - Cylindrical**

REF	PART NO.	QTY	DESCRIPTION	SERIAL NO. FROM	NOTES
1	73031040	6	SCREW 5X16 -A2-70 (IN6RD)		
2	50353850	1	COVER GEAR		
3	63484670	2	TOOTHED BELT HTD-384-3M-20 CXPIII		
4	40353810	2	SHAFT GEAR RIGHT		
5	56255070	2	BELT PULLEY 56Z		
6	50353840	1	CARRIER MOTOR WORKED R		
7	73060890	1	SCREW M6X12 -8.8-R2R (IN6RD)		
8	73122760	2	WASHER 6 -200HV-A2E ISO7093-1		
9	73060870	2	SCREW M6X10 -8.8-R3R (IN6RD)		
10	50353910	1	SHEET METAL COMPONENT COVERING CAP INVER		
11	41002260	2	DRIVESHAFT COMPLETE		
12	51106860	2	SPACER SLEEVE		
13	73432310	2	LOCKING RING 32X1,2 -ST-PH DIN 472		
14	50560100	1	ROCKER BR-VS		



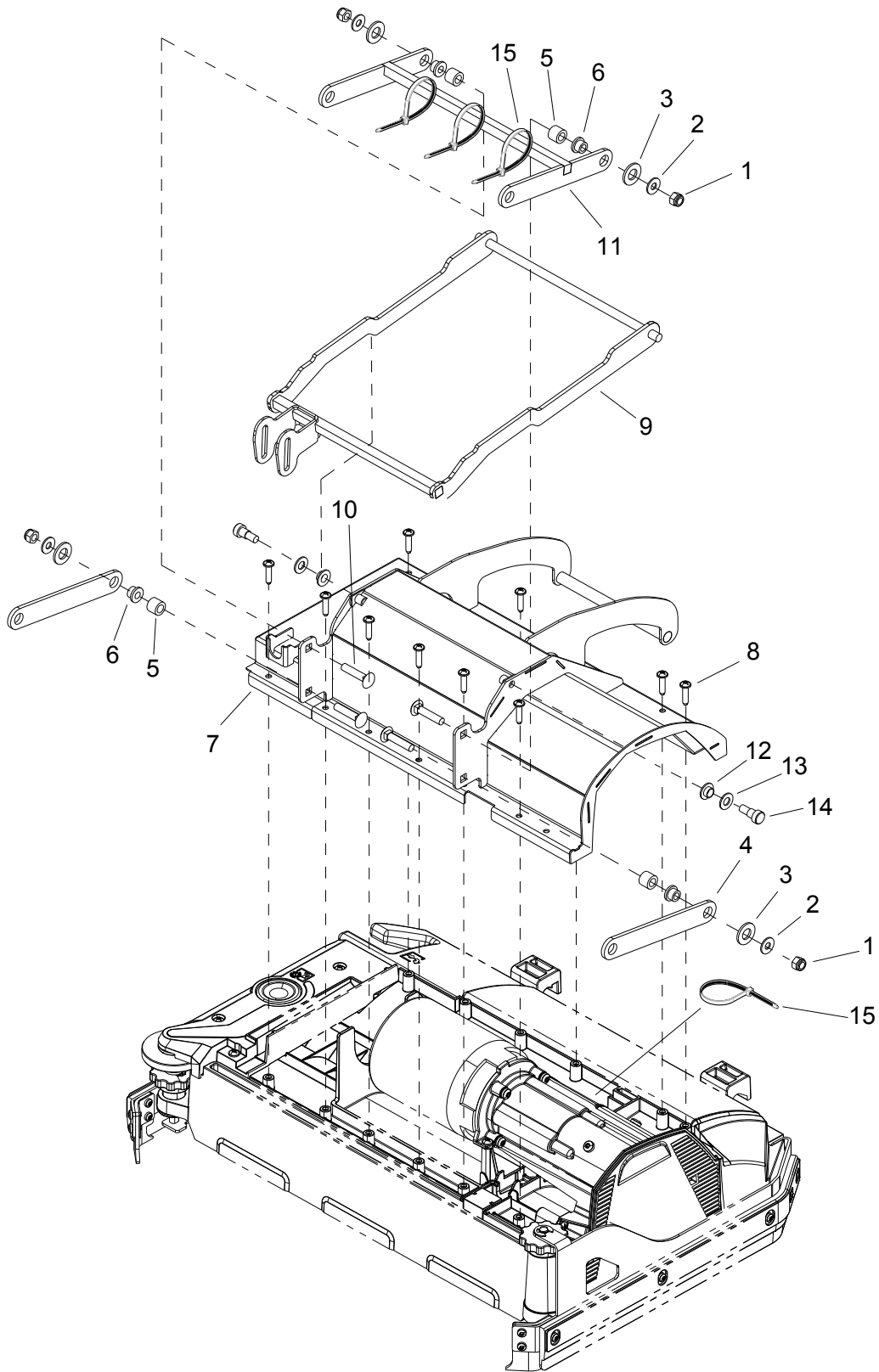
# Scrub Deck - Cylindrical



**Scrub Deck - Cylindrical**

REF	PART NO.	QTY	DESCRIPTION	SERIAL NO. FROM	NOTES
1	73430030	2	LOCKING RING 12X1-RF-ST DIN 471		
2	50353570	2	SIDE PLATE RUBBER LIP		
3	50354280	2	RUBBER LIP		
4	50354270	2	SCREEN SUCTION LIPS		
5	73430470	1	LOCK WASHER 10-FST-A2E DIN 6799		
6	73061810	18	SCREW M 5X 12-A2-70 (IN6RD)		
7	40354040	2	SET SIDE STRIP		
8	50354310	1	BRACKET SCRAPER LIP LEFT		
9	50355580	1	STRIP WATER DISTRIBUTOR		
10	50353930	1	BRUSHES RETAINER		
11	50353890	1	HOUSING BOTTOM PART R 55		
12	50354000	1	SWEEP TANK COUNTER ROTATION R 55		
13	51163370	1	SLEEVE BLOWER WHEEL		
14	50334260	1	MOULDED PART COVERING CAP		
15	50332400	2	HAND WHEEL		
16	50354580	1	BRUSHES LOCKING PART		
17	50354050	1	HOUSING TOP PART LOCKING PART		
18	73031130	8	SCREW 6X25 -10.9-A2R (IN6RD)		
19	50354320	1	BOLT DEFLECTOR ROLL RIGHT KILLER		
20	50354380	1	DEFLECTOR ROLL		
21	51156810	1	WASHER		
22	73120660	1	WASHER 10 -A2 ISO 7090		
23	50354290	1	LOCKING BAR SIDE PLATE		
24	50354300	1	BRACKET SCRAPER LIP RIGHT		
25	63304500	1	PRESSURE SPRING		
26	40353780	1	MOTOR WITH PLUG		

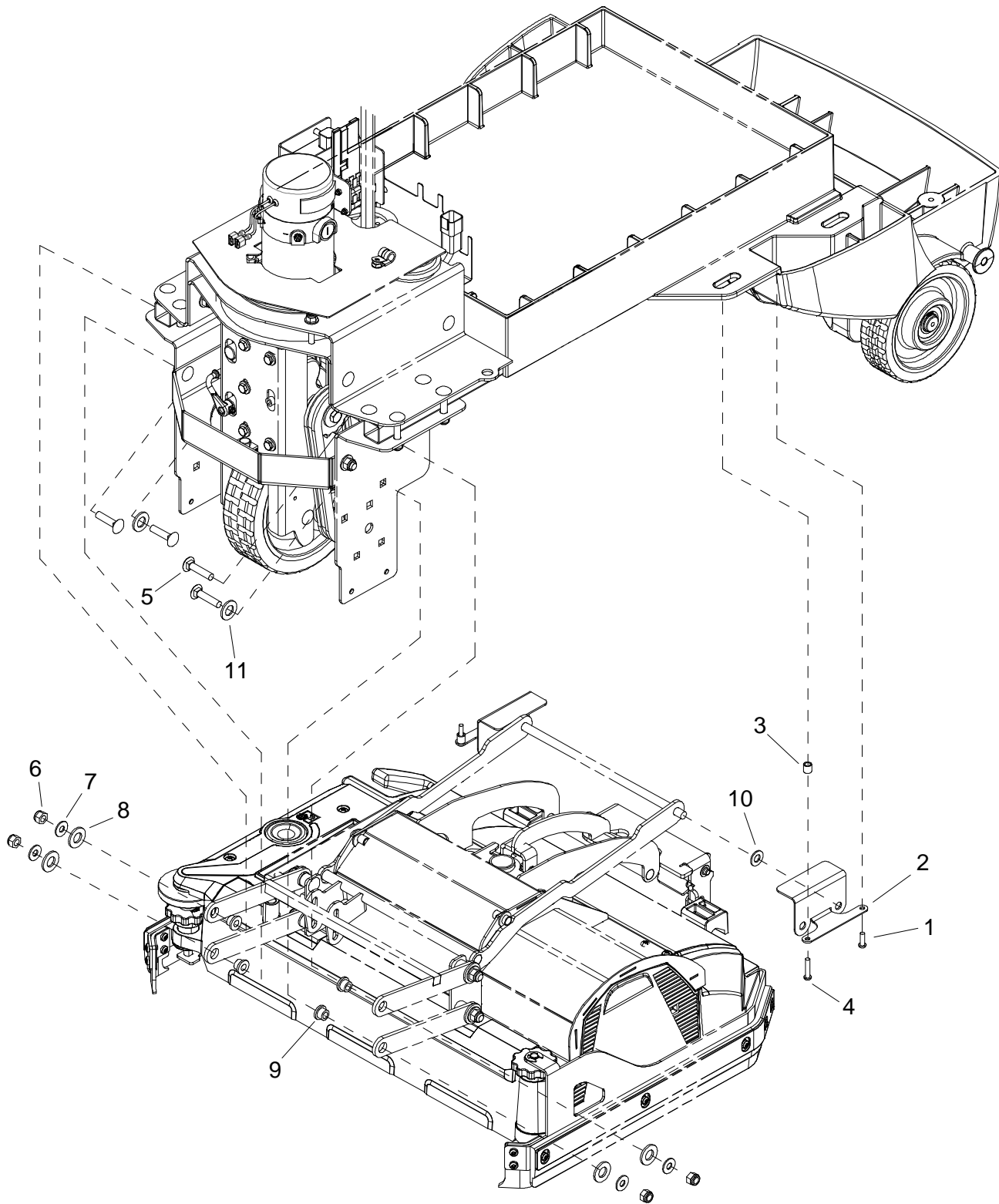
# Scrub Deck Linkage - Cylindrical



**Scrub Deck Linkage - Cylindrical**

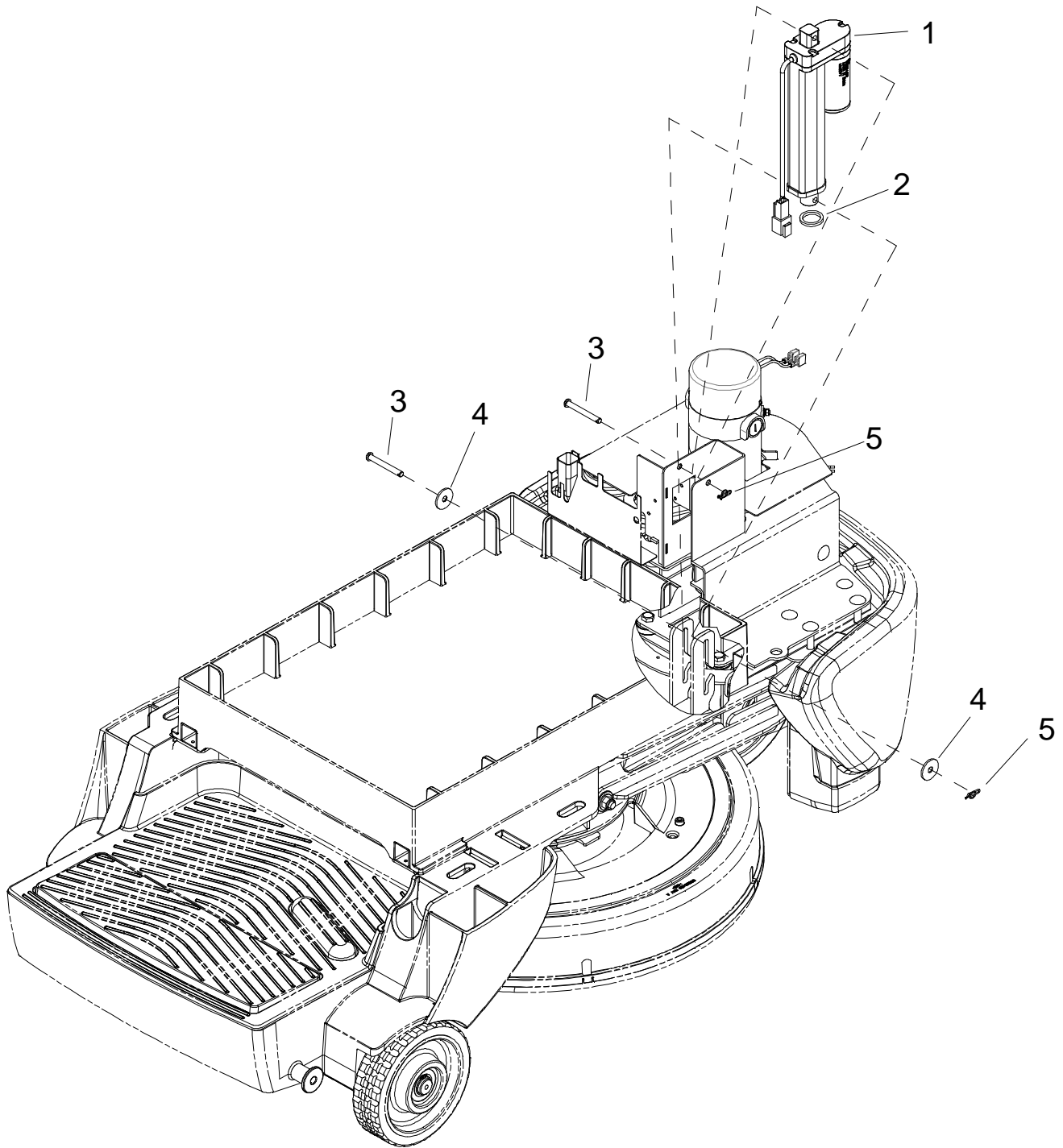
REF	PART NO.	QTY	DESCRIPTION	SERIAL NO. FROM	NOTES
1	86270830	4	NUT 5/16-18 HEX NYLOCK SS		
2	86010670	4	WASHER 5/16 FLAT SS		
3	86259410	4	WASHER THRUST.51 ID X10DX.063		
4	86347930	2	BRACKET, LINKAGE, BOTTOM		
5	86348210	4	SPACER, .381D X .63OD X .50, AL		
6	86228990	4	BEARING,FLNGD,.314ID X.502OD		
7	86346430	1	COVER, CYL DECK, 22 IN		
8	73031130	13	SCREW 6X25 -10.9-A2R (IN6RD)		
9	86346320	1	FRAME, LIFT ARM		
10	86277470	4	SCR, 5/16-18 X 1.5 CARRIAGE SS		
11	86347680	1	BRACKET, LINKAGE, TOP		
12	86347910	2	FLNG BRNG, .375 X .44, NYL		
13	86010680	2	WASHER 3/8 ID X 3/4 OD NYLON		
14	86278330	2	SHOULDER BOLT, 3/8OD X 3/8L SS		
15	86264920	4	CABLE TIE, 7" UL/CSA		

# Scrub Brush Deck Mounting - Cylindrical



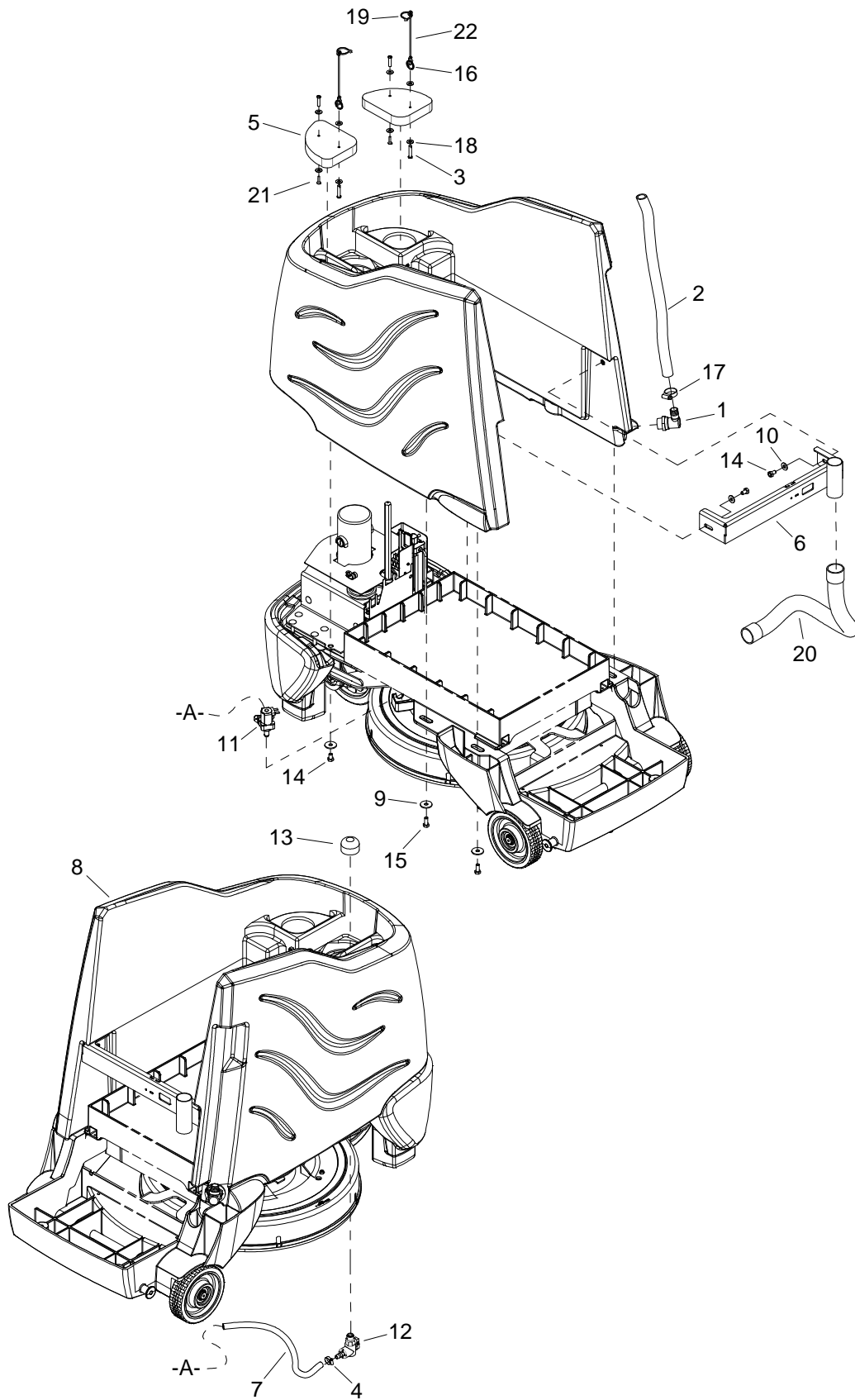
**Scrub Brush Deck Mounting - Cylindrical**

REF	PART NO.	QTY	DESCRIPTION	SERIAL NO. FROM	NOTES
1	86327510	2	SCR, KA50 X 16, WN1412 A2 SS		
2	88646520	2	BRACKET, LIFT FRAME		
3	86226760	2	SPACER, 3.8 ODX.257IDX.38L NYL		
4	86327910	2	SCR, KA50X25, PT OHS, WN1412, PLTD		
5	86277030	4	SCR, 5/16-18X1.25 CARRIAGE S		
6	86270830	4	NUT 5/16-18 HEX NYLOCK SS		
7	86010670	4	WASHER 5/16 FLAT SS		
8	86259410	4	WASHER THRUST.51 ID X10DX.063		
9	86228990	4	BEARING,FLNGD,.314ID X.502OD		
10	86010680	2	WASHER 3/8 ID X 3/4 OD NYLON		
11	86010770	2	WASHER 7/16ID X1DX.08 FLT SS		



REF	PART NO.	QTY	DESCRIPTION	SERIAL NO. FROM	NOTES
1	86320880	1	ACT, 36VDC, 3.0" STK, 8.74 LNG		
2	86342240	1	SPACER, .81 X 1.06 X .125		
3	86328040	2	PIN, CLEVIS, 1/4 X 2.0 L		
4	86354750	2	WASHER, 1.00X.264X.070THK, NYL, BLK		
5	86008650	2	COTTER 1/4" RING		

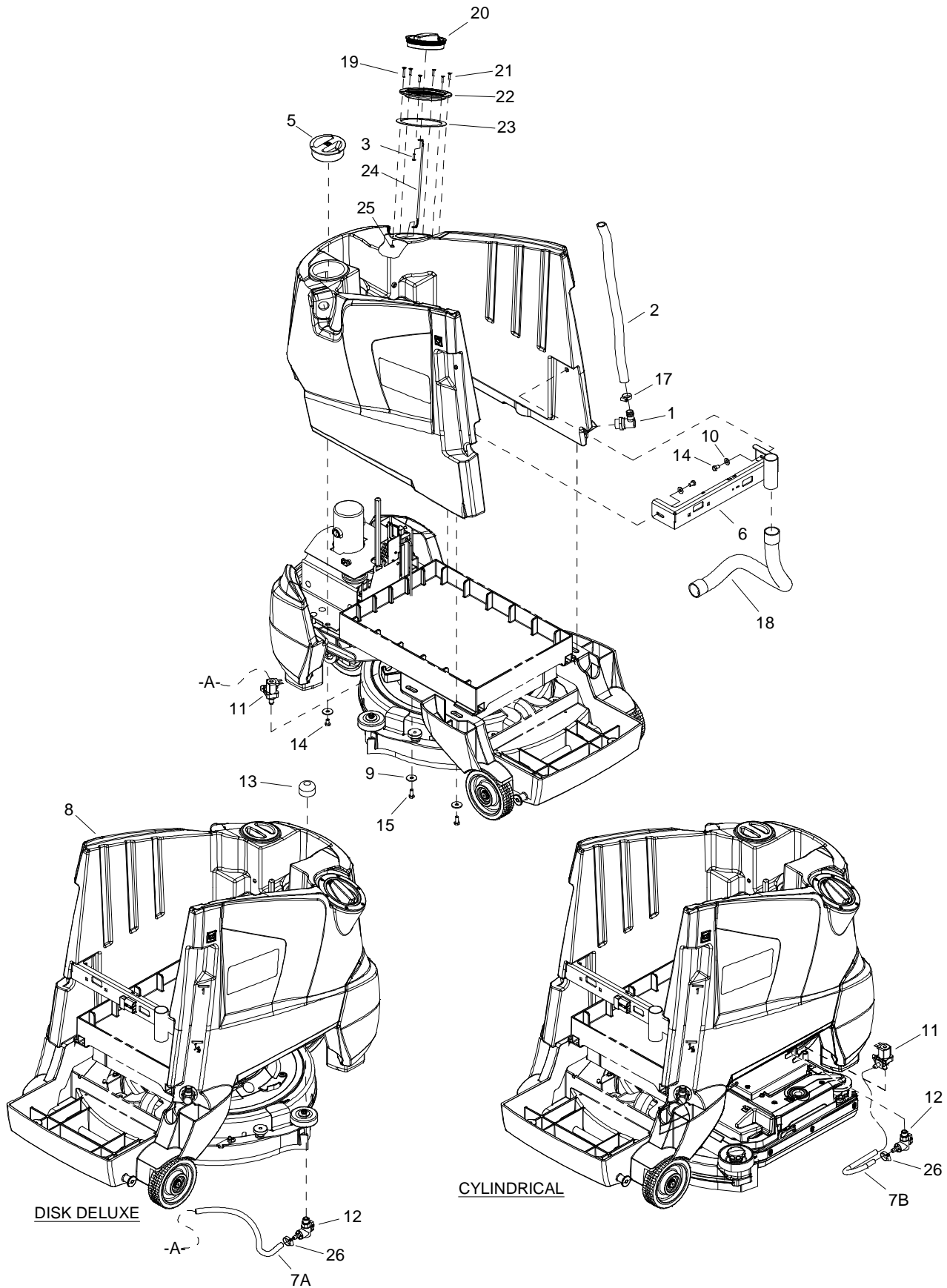




REF	PART NO.	QTY	DESCRIPTION	SERIAL NO. FROM	NOTES
1	86326310	1	FITTING, ELBOW 3/4 BSP, O-RING		
2	86326620	1	HOSE, 3/4ID X .12W X 20"LG, CLR		
3	86353910	2	PIN, CLEVIS 1/4 X 1.13 SS		
4	86233150	1	SP CLAMP, 3/8 HOSE (D-SLOT)		
5	86353710	2	PLUG, SOLUTION FILL		
6	86326280	1	BRACKET, TANK BRACE		
7	86321270	1	HOSE, 3/8ID WIREBOUND X 18"		
8	86355660	1	TANK, SOLUTION, CS20		
9	86279630	5	WASHER, .344IDX1.130ODX.09T PLT		
10	86010670	2	WASHER, 5/16 X 3/4 SS		
11	86362610	1	VALVE, 36VDC SOLENOID	(*2)	
12	86346040	1	VALVE, BALL 3/8MPT X 3/8BARB, 90DEG		
13	86007970	1	STRAINER, 3/8 IN. NPT 60 MESH		
14	86275180	4	SCR, 5/16-18 X 1/2 HHCS GR5		
15	86006760	3	SCR, 5/16-18 X 3/4 HHCS GR5		
16	86353880	2	RING, SPLIT, ID .802" SS		
17	86233110	1	CLAMP, 1.00 WORM GEAR		
18	86010630	8	WASHER 1/4 ID X 5/8 OD SS		
19	86264930	2	CABLE TIE, 3.5" UL/CSA		
20	86328020	1	HOSE ASM, 1.25 ID X 14.0, 4:1		
21	86353900	2	SCR POST, 1/4 X 1 BLK PLSTC		
22	86246090	2	LANYARD,.093X6", 1-LOOP-.26EYE		

\*SEE SERIAL NUMBER PAGE

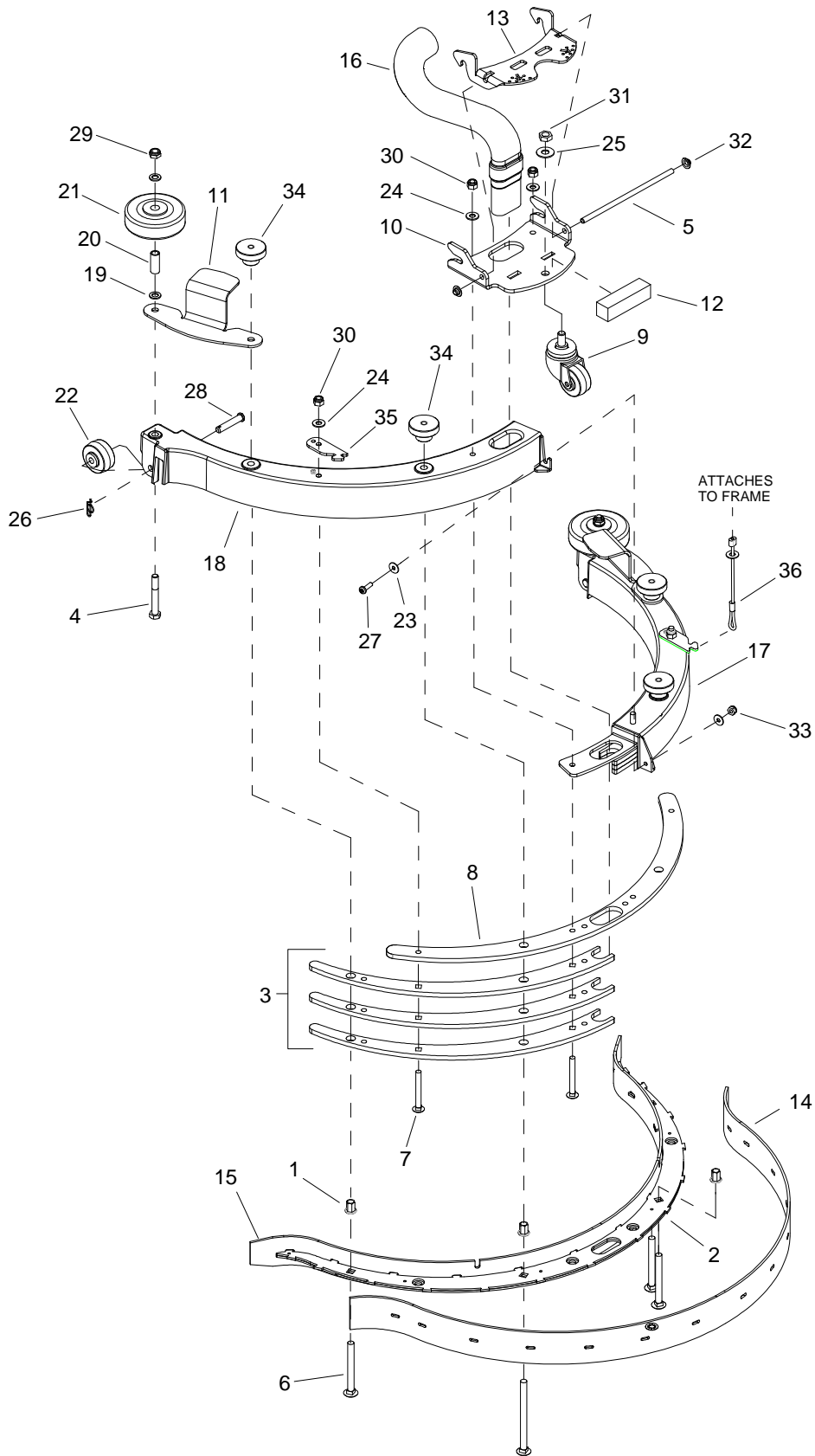
# Solution Tank - Deluxe



REF	PART NO.	QTY	DESCRIPTION	SERIAL NO. FROM	NOTES
1	86326310	1	FITTING, ELBOW 3/4 BSP, O-RING		
2	86326620	1	HOSE, 3/4ID X .12W X 20"LG, CLR		
3	86327510	1	SCR, KA50 X 16, WN1412 A2 SS		
4	86330940	1	NIPPLE, HEX 3/8NPT X 1.25LG, PE BLACK		
5	50507320	1	COVER METERING FRESH WATER		
6	86326280	1	BRACKET, TANK BRACE		
7A	86321270	1	HOSE, 3/8ID WIREBOUND X 18"		
7B	86280820	1	HOSE, 3/8ID NYLOBRD X 10"		
8	86342820	1	TANK, SOLUTION, CSX20		
9	86279630	5	WASHER, .344IDX1.130ODX.09T PLT		
10	86010670	2	WASHER, 5/16 X 3/4 SS		
11	86362610	1	VALVE, 36VDC SOLENOID	(*2)	
12	86346040	1	VALVE, BALL 3/8MPT X 3/8BARB, 90DEG		
13	86007970	1	STRAINER, 3/8 IN. NPT 60 MESH		
14	86275180	4	SCR, 5/16-18 X 1/2 HHCS GR5		
15	86006760	3	SCR, 5/16-18 X 3/4 HHCS GR5		
16	86001550	1	HOSEBARB, 3/8MPT X 3/8HOSE 90		
17	86233110	1	CLAMP, 1.00 WORM GEAR		
18	86328020	1	HOSE ASM, 1.25 ID X 14.0, 4:1		
19	86339990	1	SCR, 8-32 X 1.0, FHMS, PHLPS, SS, BLK		
20	86314160	1	COVER, FILLPORT 4"		
21	86275800	5	Screw 8 X 3/4 PFHT/S BLK ZINC		
22	86317620	1	FLANGE, WITH O-RING		
23	86317610	1	GASKET, 5.5 ODX4.5 IDX.06W/PSA		
24	86232790	1	CHAIN,ASM, #10SS BD X 10"		
25	86272020	1	NUT, 8-32 HEX THIN NYLOCK SS		
26	86233150	1	SP CLAMP, 3/8 HOSE (D-SLOT)		

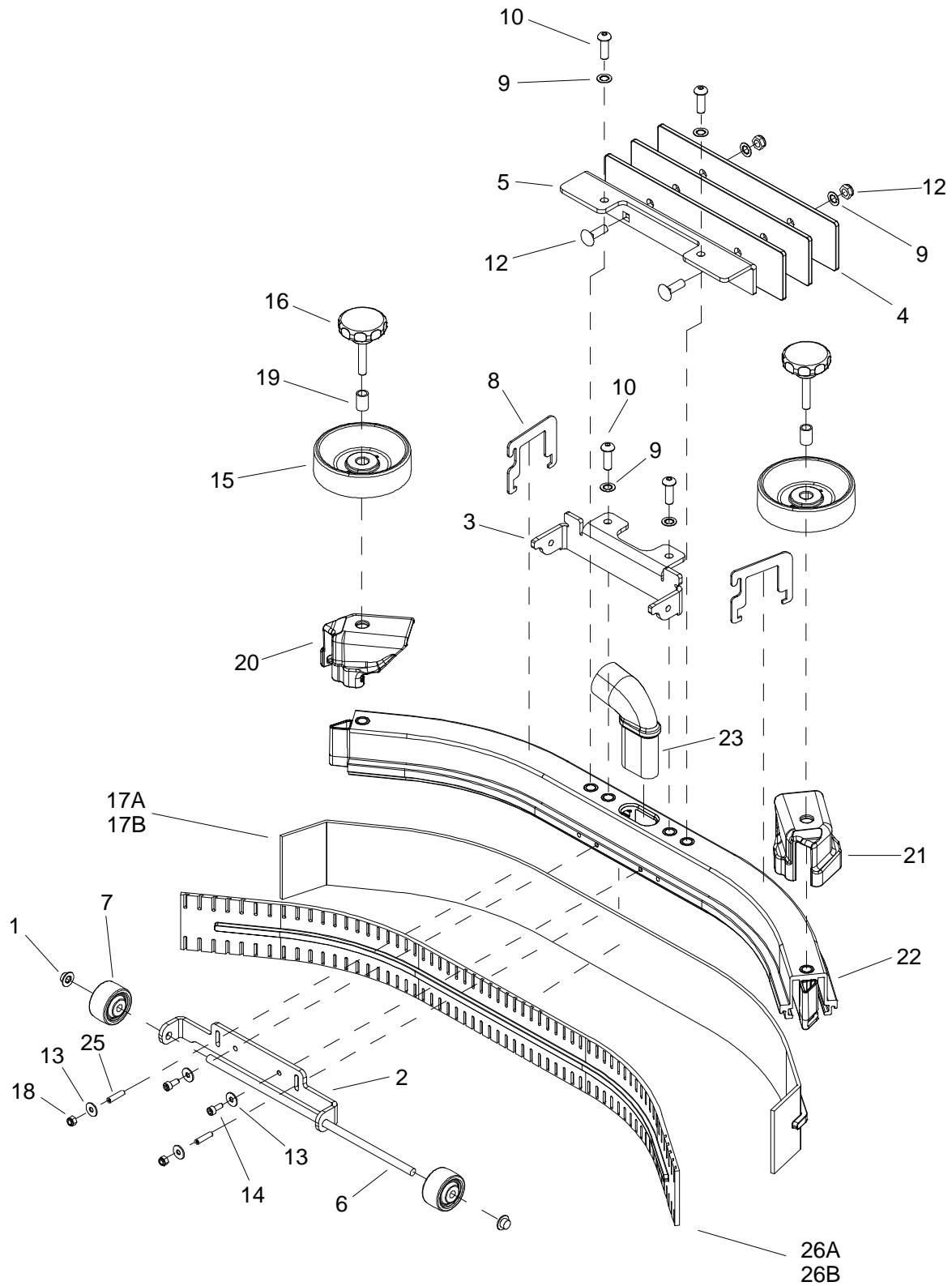
\* SEE SERIAL NUMBER PAGE

# Squeegee - Disk



REF	PART NO.	QTY	DESCRIPTION	SERIAL NO. FROM	NOTES
1	86332060	4	RIV-NUT, HEX, 5/16-18X.562, CLEAR CAD		
2	86327860	1	SQUEEGEE BLADE RETAINER ASSY		
3	86327790	6	PLATE, WEIGHT, SQUEEGEE		
4	86326520	2	SCR, 5/16-18 X 2.25 HHCS SS		
5	86326510	1	PIVOT SHAFT, LATCH		
6	86326490	4	SCR, 5/16-18 X 3.0 CARRIAGE SS		
7	86326480	4	SCR, 1/4-20 X 2.25 CARRIAGE SS		
8	86326470	1	BRACE, SQUEEGEE COVER		
9	86326460	1	CASTER, 1-5/8, 3/8-24 SHT STUD		
10	86326450	1	RECEIVER, LATCH PLATE, SQUEEGEE		
11	86326440	2	LIFT BRKT, BUMPER, SQUEEGEE		
12	86326420	1	SPRING, RUBBER		
13	86326400	1	RECEIVER, LATCH, SQUEEGEE		
14	86326070	1	BLADE, SQUEEGEE, REAR, DURO 40		
15	86326060	1	BLADE, SQUEEGEE, FRONT, DURO 40		
-	86342050		BLADE, SQUGE, FRONT, URTHN 38A		OPTION
-	86342060		BLADE, SQUGE, REAR, URTHN 38A		OPTION
16	86323910	1	VACUUM TUBE, SQUEEGEE		
17	86320730	1	COVER, SQUEEGEE-RH		
18	86320720	1	COVER, SQUEEGEE-LH		
19	86292500	4	WASHER, .324ID X .567OD X .057, SS		
20	86001350	2	BUSHING, SPANNER .435 X 1.10		
21	86011020	2	WHEEL, 3" DIA. CUSHION RUBBER		
22	86010880	2	WHEEL, 1.5 OD X .31 ID X .75 W GRY		
23	86010650	2	WASHER, #10 X 9/16 FLAT		
24	86010630	4	WASHER, 1/4 X 5/8 FLAT SS		
25	86278910	1	WASHER, 3/8 X 7/8 FLAT SS		
26	86008660	2	COTTER, 5/16 RING		
27	86275470	1	SCR, 10-32 X 5/8 PPHMS SS		
28	86006270	2	PIN, CLEVIS 5/16 X 1.63 PLTD		
29	86271840	2	NUT, 5/16-18 HEX NYLOCK THN SS		
30	86005810	4	NUT, 1/4-20 HEX NYLOCK SS		
31	86005800	1	NUT, 3/8-24 HEX JAM, PLTD		
32	86271240	2	NUT, CAP, PUSH, .25"		
33	86270990	1	NUT, 10-32 HEX NYLOCK SS		
34	86219690	4	KNOB, 1.5 OD X 5/16-18		
35	86332400	2	LIFT BRKT, DOUBLE SCRUB		
36	86332460	2	LANYARD ASSY, COILED CABLE		
-	86338160	-	SQUEEGEE ASM, KIT GUM RUBBER		COMPLETE

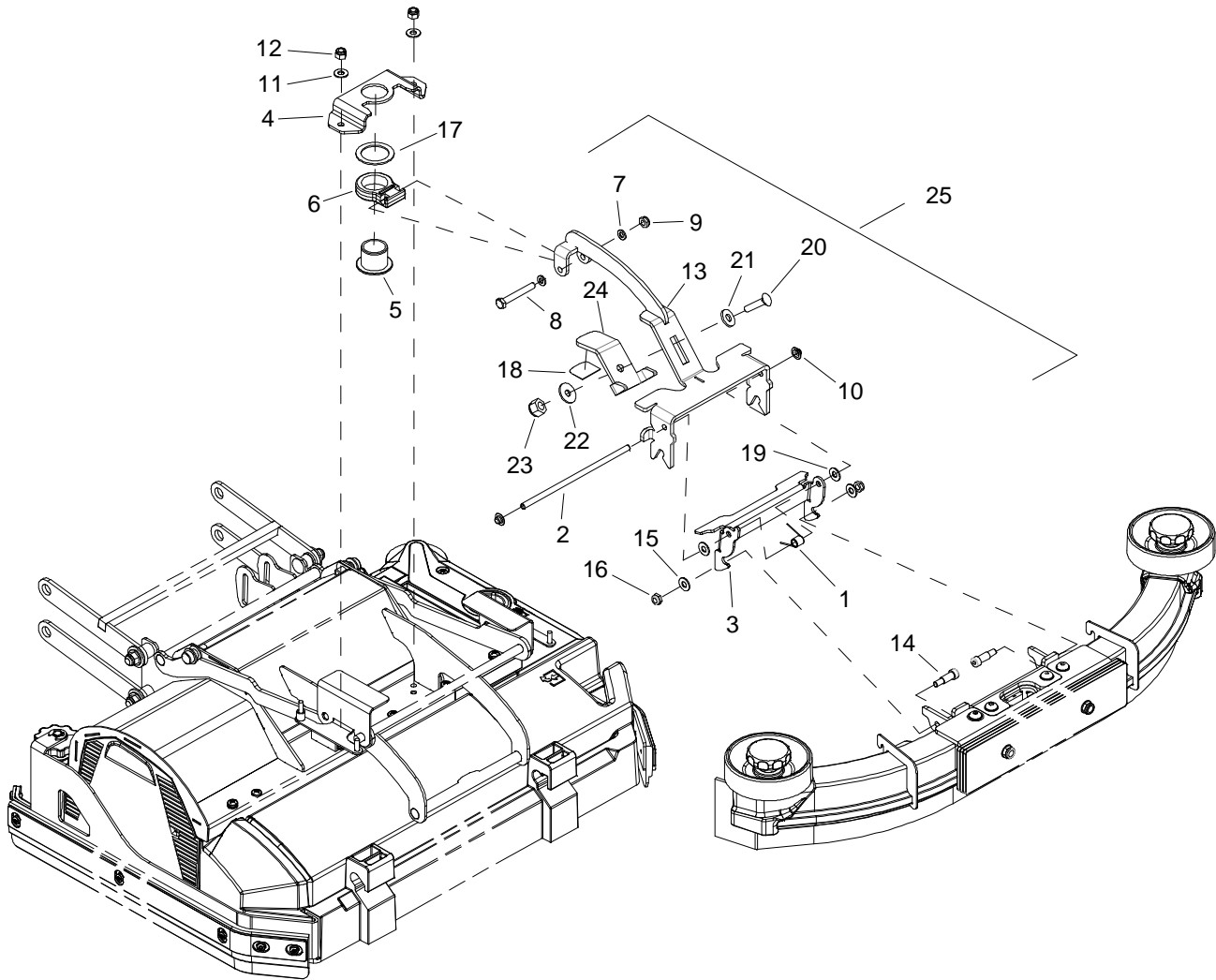
# Squeegee - Cylindrical



REF	PART NO.	QTY	DESCRIPTION	SERIAL NO. FROM	NOTES
1	86348190	2	NUT, 5/16 PUSH, HAT STYLE, PLTD		
2	86348080	1	BRACKET, CASTER, CYL SQG		
3	86348070	1	BRACKET, LATCH, CYL SQG		
4	86348060	3	PLATE, WEIGHT, CYL SQG		
5	86348050	1	BRACKET, WEIGHT MOUNT		
6	86348040	1	AXLE, CASTER, CYL SQG		
7	86010880	2	WHEEL 1.5OD X .31ID X.75W GRY		
8	86348020	2	BRACKET, DOUBLE SCRUB, CYL SQG		
9	86330990	6	WASHER, 5/16 INT STAR, SS		
10	86329560	4	SCR, M8x1.25x25MM LG, BSHCS, SS		
11	86277130	2	SCR, 5/16-18X1.00 CARRIAGE SS		
12	86271840	2	NUT, 5/16-18 HEX NYLOCK THN SS		
13	86173330	2	WASHER, M5, FLAT, ISO7093, SS		
14	86172950	4	SCR, M5X12, SHCS, ISO4762, SS		
15	55152670	2	WHEEL, BUMPER		
16	63212390	2	STAR GRIP VA Ø50X43		
17A	86368590	1	BLADE, SQUEEGEE REAR 34" LINATEX		
17B	86368570	1	BLADE, SQUEEGEE REAR 34" GUM		
18	86024750	2	NUT, M5 HEX NYLOCK, SS		
19	50942310	2	SLEEVE SUCTION BAR IN VA		
20	50319910	1	END PIECE RIGHT		
21	50319900	1	END PIECE LEFT		
22	40353100	1	SUCTION BAR PRE-ASSEMBLED CURVED		
23	86346020	1	VACUUM TUBE, SQUEEGEE		
24	86372270	1	SQUEEGEE ASM. 22SP LINATEX		COMPLETE
25	86349630	2	SCR, SET, M5 X 25MM, ISO4029, CP, SS		
26A	86368580	1	BLADE, SQUEEGEE FRONT 30" LINATEX		
26B	86368560	1	BLADE, SQUEEGEE FRONT 30" GUM		



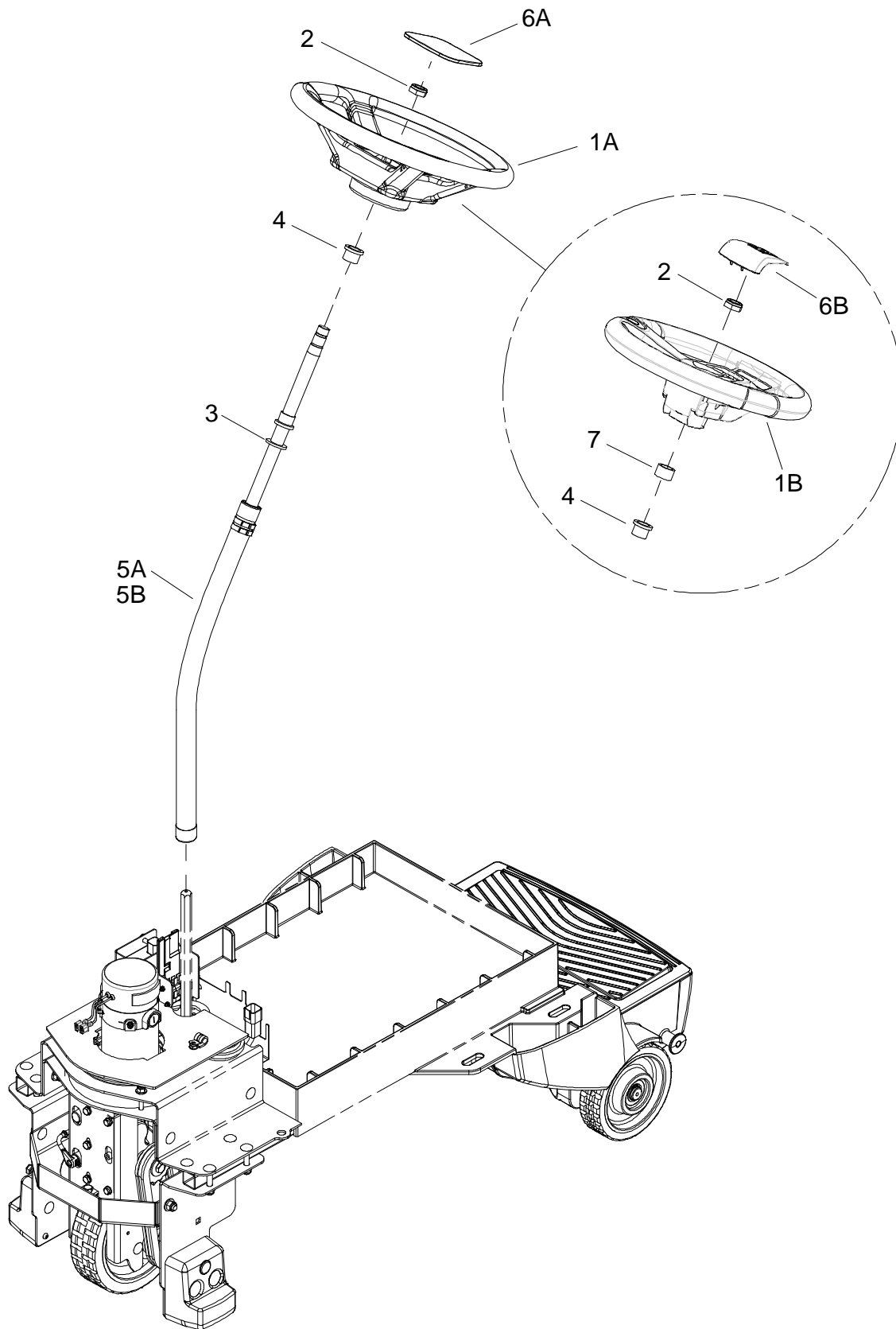
# Squeegee Linkage - Cylindrical



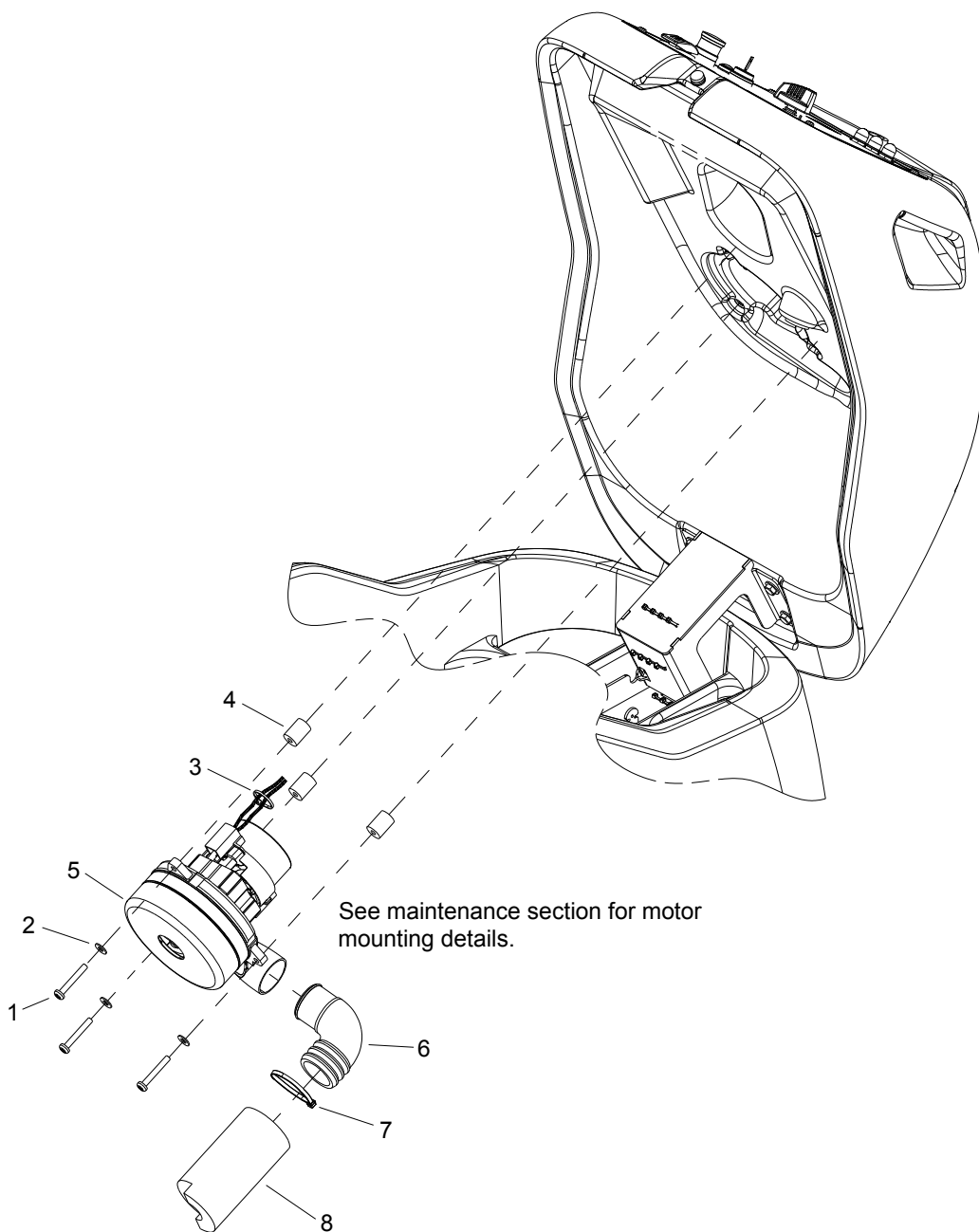
**Squeegee Linkage - Cylindrical**

REF	PART NO.	QTY	DESCRIPTION	SERIAL NO FROM	NOTES
1	86347830	1	SPRING, TORSION .048, 180 DEGREE		
2	86346500	1	SHAFT, LATCH, SQUEEGEE		
3	86346480	1	BRACKET, LATCH, SQUEEGEE		
4	86346440	1	BRACKET, SWIVEL MOUNT		
5	86325200	1	BUSHING, 30mm, BRNZ		
6	86319820	1	PIVOT, SQUEEGEE LINKAGE		
7	86279070	2	WASHER, M6 FLAT		
8	86273850	1	SCR, 1/4-20 X 2.00 HHCS SS		
9	86271870	1	NUT, 1/4-20 HEX NYLOCK THIN SS		
10	86271240	2	NUT, CAP, PUSH, .25"		
11	86010630	2	WASHER, 1/4 X 5/8 FLAT SS		
12	86005810	2	NUT, 1/4-20 HEX NYLOCK SS		
13	86367530	1	BRKT, ADJ. SQUEEGEE MOUNT	(*3)	
14	86327700	2	5/16 X 5/8 LG SHOULDER BOLT, SS		
15	86010630	2	WASHER 1/4 ID X 5/8 OD SS		
16	86271870	2	NUT, 1/4-20 HEX NYLCK THIN SS		
17	86348670	1	WASHER, 1.26ID X 1.70OD X .065 THK		
18	86367600	1	PAD, WEAR, ADJ SQUEEGEE LIFT	(*3)	
19	86351350	2	WASHER, .260 X .625 X .031, NYL, BLK		
20	86277130	1	SP SCREW 5/16-18X1.00 CARRIAGE SS	(*3)	
21	86010770	1	WASHER 7/16ID X1DX.08 FLT SS	(*3)	
22	86279630	1	WASHER, .344IDX1.13ODX.09T PLT	(*3)	
23	86270830	1	NUT 5/16-18 HEX NYLOCK SS	(*3)	
24	86367520	1	BRKT, DECK ADJUSTMENT	(*3)	
25	86372740	-	SQUEEGEE LINKAGE ASSEMBLY		

\*SEE SERIAL NUMBER PAGE.

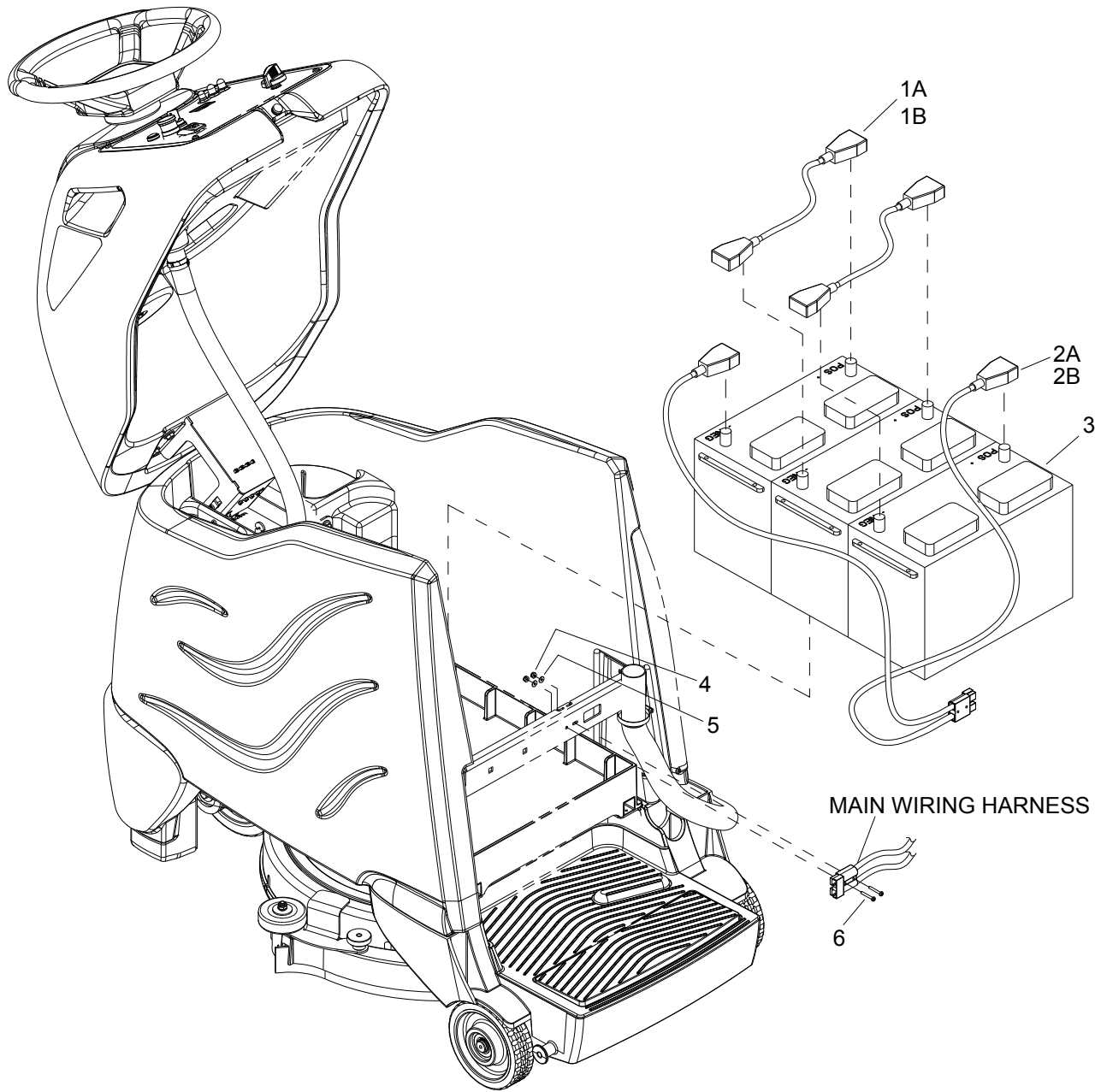


REF	PART NO.	QTY	DESCRIPTION	SERIAL NO. FROM	NOTES
1A	86259610	1	WHEEL STEERING 40 SPLINE HUB		
1B	64357990	1	STEERING WHEEL		DELUXE & CYLINDRICAL
2	86271610	1	NUT 5/8-18 HEX NYLOCK THN		
3	86279420	1	WASHER, .75IDX1.25ODX.125THK NY		
4	86228790	2	BEARING FLANGE .88ODX.75IDX.75		
5A	86339320	1	SHAFT, STEERING KIT CS20		
5B	86339330		SHAFT, STEERING ASM		DELUXE & CYLINDRICAL
6A	86234810	1	COVER, STEERING WHEEL		
6B	66403520	1	CAP STEERING WHEEL WINDSOR		DELUXE & CYLINDRICAL
7	86333950	1	BEARING, .75ID X 1.0OD X .63		DELUXE & CYLINDRICAL



REF	PART NO.	QTY	DESCRIPTION	SERIAL NO. FROM	NOTES
1	86273920	3	SCREW, 1/4-20 X 1.75 PPHMS SS		
2	86010630	3	WASHER 1/4 ID X 5/8 OD SS		
3	86264930	1	CABLE TIE, 3.5" UL/CSA		
4	86327500	3	MOUNT, VIBRATION		
5	86012210	1	VAC MOTOR, 36VDC 2ST TD		
-	86135310	1	BRUSH SET, 24/36V VAC, WINDSOR		
6	86217750	1	ELBOW, VAC MUFFLER 90 DEG		DELUXE ONLY
7	86264940	1	CABLE TIE, 11.38" UL/CSA		DELUXE ONLY
8	86222220	1	MUFFLER, VACUUM FOAM 172		DELUXE ONLY

# Wiring - Battery

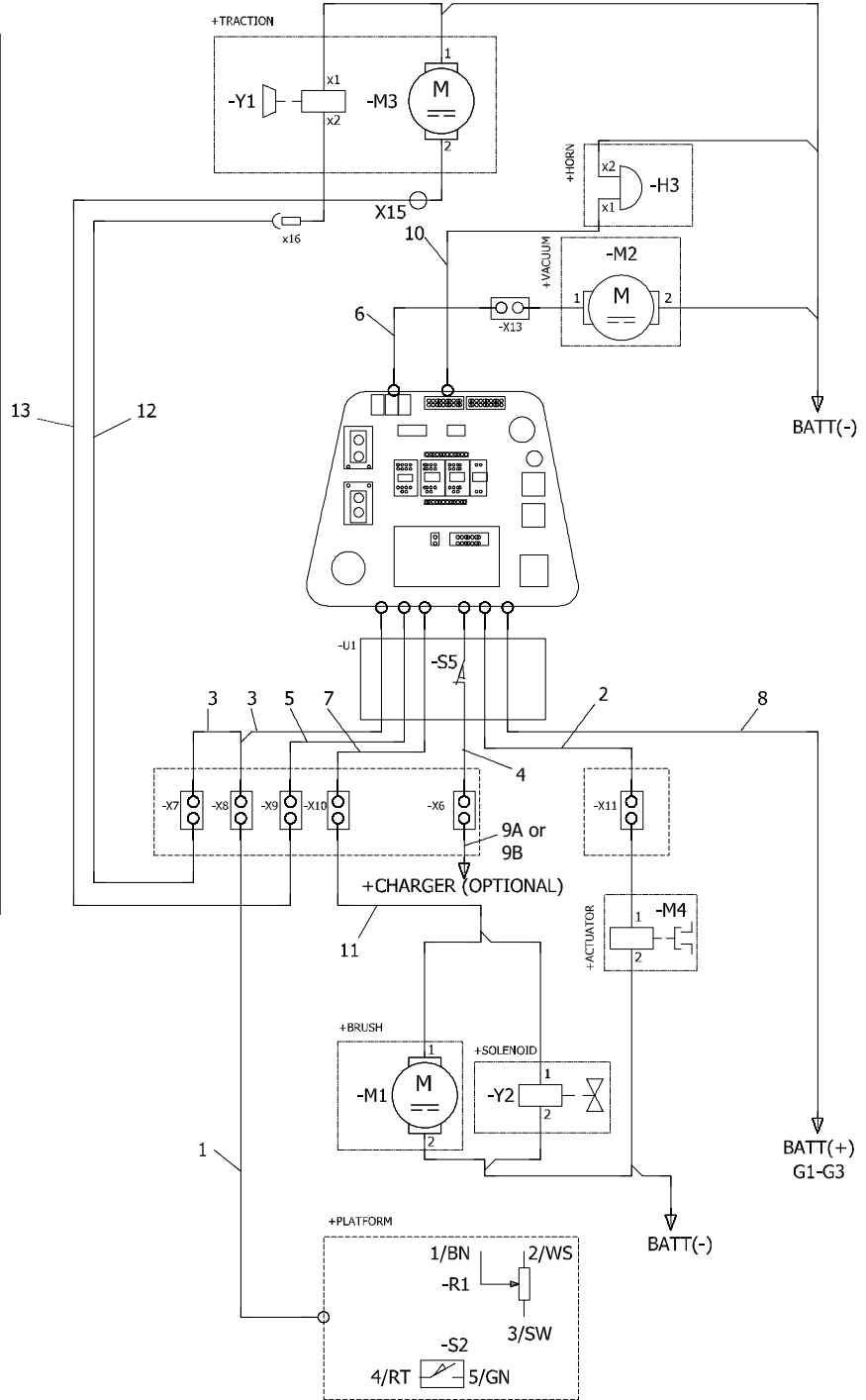


REF	PART NO.	QTY	DESCRIPTION	SERIAL NO. FROM	NOTES
1A	86329720	2	BATT, CBL, ASM, JUMPER		
1B	86334280	2	CBL, 6GA 5/16" RING 15"		NOT SHOWN
2A	86329710	1	BATT,CBL,ASM,W/ANDERSON		
2B	86334270	1	CBL, BATT RING W/ANDERSON		NOT SHOWN
3	86228400	3	BATTERY, 12V, 130AH		
-	86328630	3	BATTERY, 12V 114A/H AGM		NOT SHOWN
4	86270920	2	SP NUT, 6-32 HEX NYLOCK SS		
5	86279450	2	WASHER, #6 FLAT SAE PLTD		
6	86274710	2	SCR, 6-32 X 1.0 PPHMS		
7	86271910	6	NUT, 5/16-18 FLEXLOCK		NOT SHOWN
8	86006560	6	SCREW 5/16-18 X 1 HHCS SS NP		NOT SHOWN



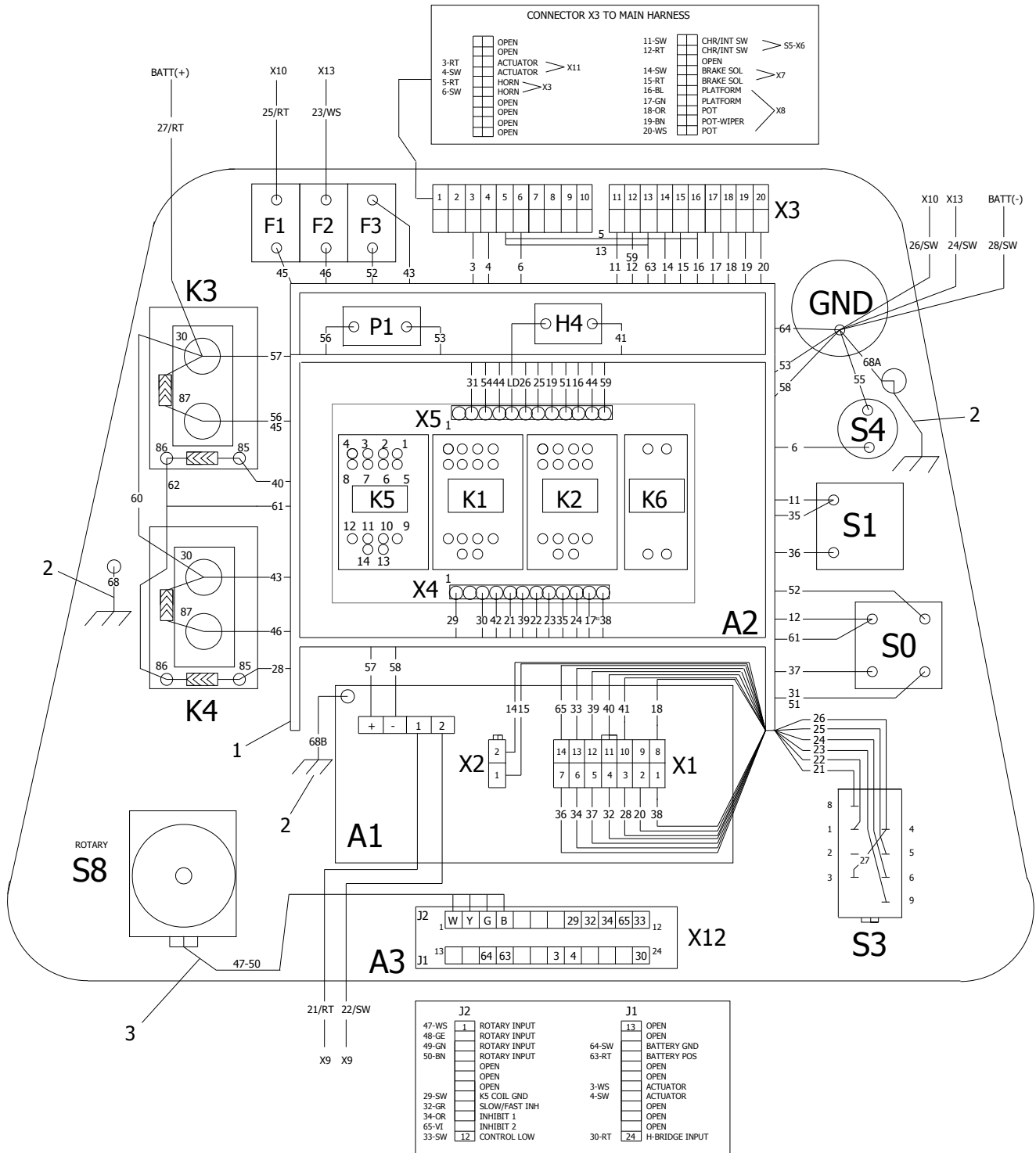
# Wiring Diagram 1

X7	BRAKE Y1		1 - 15/RT 2 - 14/SW
X8	POT PLATFORM U2		1 - 19/BN 2 - 20/WS 3 - 18/OR 4 - 17/GN 5 - 16/BL 6 - NC
X9	TRACTION M3		1 - 21/RT 2 - 22/SW
X10	BRUSH M1		1 - 25/RT 2 - 26/SW
X11	ACTUATOR M4		1 - 3/RT 2 - 4/SW
X13	VACUUM M2		1 - 23/WS 2 - 24/SW
U1	INTERLOCK S5		1 - 12/RT 2 - 11/SW
X3	HORN H3	PANEL TB	5 - 5/RT 6 - 6/SW
X6	CHARGER OPTION		11C/SW 12C/RT



REF	PART NO.	QTY	DESCRIPTION	SERIAL NO. FROM	NOTES
1	86326170	1	HARNESS, OPERATOR PLATFORM		
2	86344450	1	HARNESS, MAIN ACTUATOR		
3	86333110	1	HARNESS, CS20 MAIN POT AND BRAKE		
4	86333120		HARNESS, CS20 MAINCHARGER		
5	86333130	1	HARNESS, CS20 MAIN TRACTION		
6	86333140	1	HARNESS, CS20 MAIN VACUUM		
7	86333150	1	HARNESS, CS20 MAIN BRUSH		
8	86333160	1	HARNESS, CS20 MAIN POWER		
9A	86333180	1	JUMPER, CHARGER INHIBIT		
9B	86332680	1	HARNESS, CHARGER JUMPER		OPTIONAL ON-BOARD CHARGER
10	86333170	1	HARNESS, CS20 MAIN HORN		
11	86346660	1	HARNESS, ROLLER BRUSH		CYLINDRICAL ONLY
12	86362990	1	HARNESS, LOWER BRAKE		
13	86365410	1	HARNESS, LOWER TRACTION		

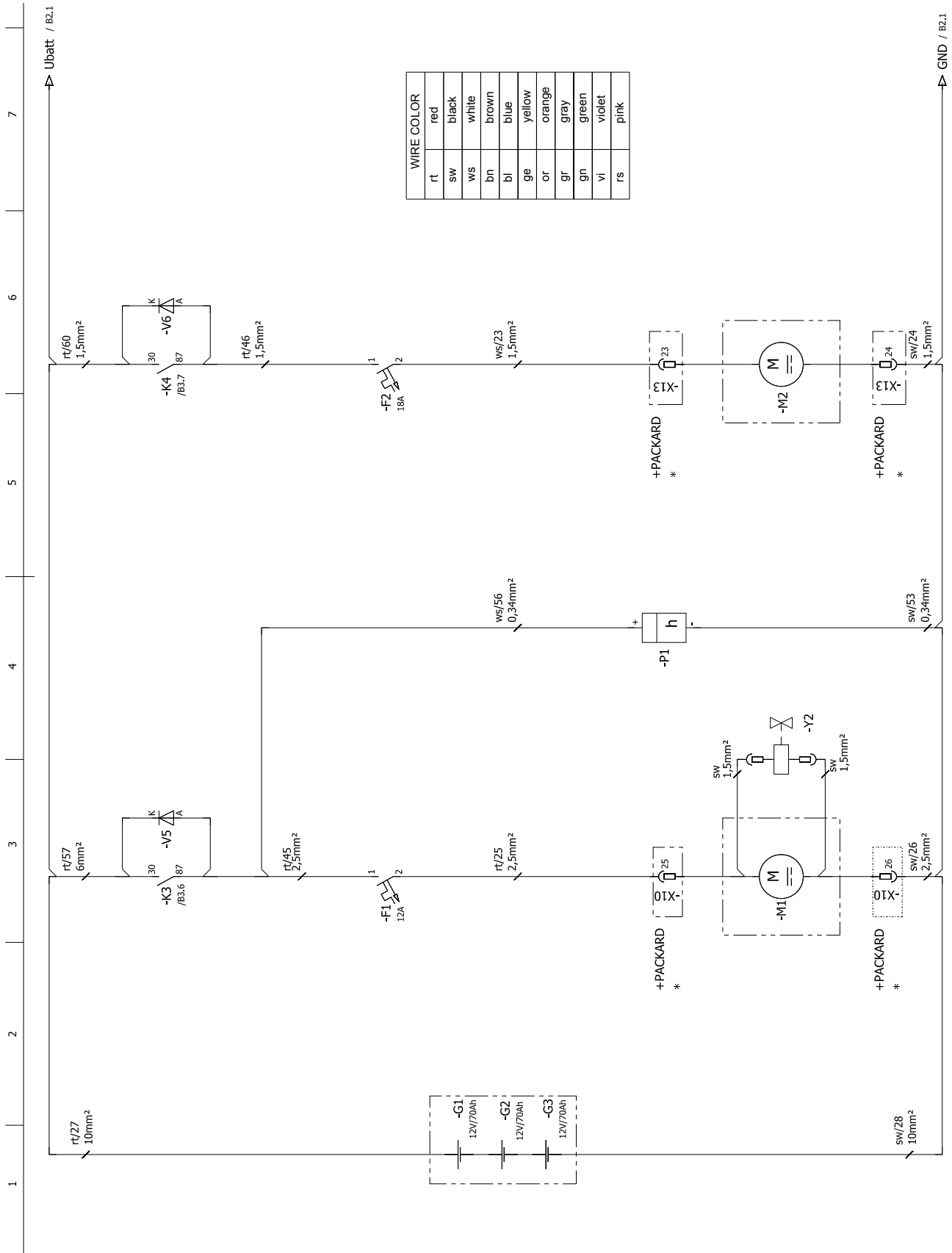
# Wiring Diagram 2



REF	PART NO.	QTY	DESCRIPTION	SERIAL NO. FROM	NOTES
1	86357900	1	HARNESS, PANEL CS20		
2	86352310	1	HARNESS, I-DRIVE GND		
3	86354380	1	HARNESS, ROTARY SWITCH		

REF	DESCRIPTION
A1	DRIVE CONTROL
A2	RELAY BOARD
A3	PROCESSOR
F1	CIRCUIT BREAKER-BRUSH
F2	CIRCUIT BREAKER-VACUUM MOTOR
F3	CIRCUIT BREAKER-DRIVE CONTROL
G1-G3	BATTERY 12V/70Ah
H1	SIGNAL LAMPS REVERSE DIRECTION
H2	SIGNAL LAMPS DIRECTION FORWARD
H3	HORN
H4	LED-BATT.
K1	RELAYS-REVERSE DIRECTION
K2	RELAYS DIRECTION FORWARD
K3	RELAYS BRUSH MOTOR
K4	RELAYS VACUUM MOTOR
K5	REALYS ACTUATOR
K6	RELAYS MAIN
M1	BRUSH MOTOR
M2	VACUUM MOTOR
M3	TRACTION MOTOR
M4	LINEAR ACTUATOR MOTOR BRUSH / SQUEEGEE
S0	EMERGENCY SWITCH
S1	KEYSWITCH
S2	MICROSWITCH-PLATFORM
S3	BUTTON REVERSE FORWARD
S4	HORN BUTTON
S5	MICROSWITCH-COVER
S8	PROGRAM SWITCH
S11	CHARGER
S-UP / S-DOWN	MICROSWITCH
P1	HOURS METER
V1-V2-V3-V4-V5-V6-V7-V8-V9	DIODE
V-UP & V-DOWN	DIODE-MOTOR M4
X1-X2-X3-X4-X5-X12	TERMINAL BLOCK
** X6-X7-X8-X11	DEUTSCH CONNECTOR
* X9-X10-X13	PACKARD CONNECTOR
X14	FASTON TERMINALS
X15	RING TERMINAL
Y1	BRAKE
Y2	ELECTOVALVE WATER

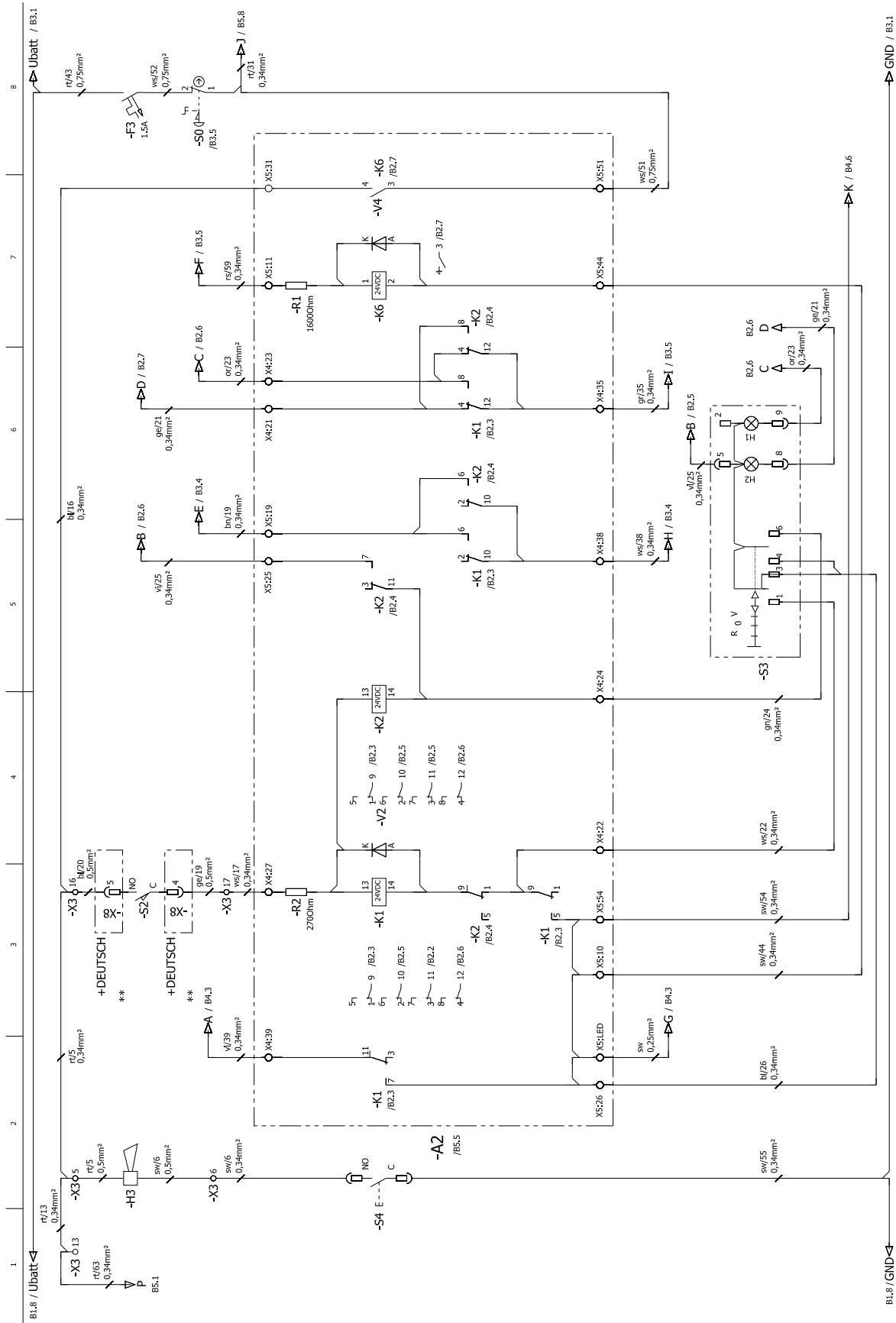
# Wiring Diagram 3



WIRE COLOR	
rt	red
sw	black
ws	white
bn	brown
bl	blue
ge	yellow
or	orange
gr	gray
gn	green
vi	violet
rs	pink

<b>REF</b>	<b>DESCRIPTION</b>
A1	DRIVE CONTROL
A2	RELAY BOARD
A3	PROCESSOR
F1	CIRCUIT BREAKER-BRUSH
F2	CIRCUIT BREAKER-VACUUM MOTOR
F3	CIRCUIT BREAKER-DRIVE CONTROL
G1-G3	BATTERY 12V/70Ah
H1	SIGNAL LAMPS REVERSE DIRECTION
H2	SIGNAL LAMPS DIRECTION FORWARD
H3	HORN
H4	LED-BATT.
K1	RELAYS-REVERSE DIRECTION
K2	RELAYS DIRECTION FORWARD
K3	RELAYS BRUSH MOTOR
K4	RELAYS VACUUM MOTOR
K5	REALYS ACTUATOR
K6	RELAYS MAIN
M1	BRUSH MOTOR
M2	VACUUM MOTOR
M3	TRACTION MOTOR
M4	LINEAR ACTUATOR MOTOR BRUSH / SQUEEGEE
S0	EMERGENCY SWITCH
S1	KEYSWITCH
S2	MICROSWITCH-PLATFORM
S3	BUTTON REVERSE FORWARD
S4	HORN BUTTON
S5	MICROSWITCH-COVER
S8	PROGRAM SWITCH
S11	CHARGER
S-UP / S-DOWN	MICROSWITCH
P1	HOURS METER
V1-V2-V3-V4-V5-V6-V7-V8-V9	DIODE
V-UP & V-DOWN	DIODE-MOTOR M4
X1-X2-X3-X4-X5-X12	TERMINAL BLOCK
** X6-X7-X8-X11	DEUTSCH CONNECTOR
* X9-X10-X13	PACKARD CONNECTOR
X14	FASTON TERMINALS
X15	RING TERMINAL
Y1	BRAKE
Y2	ELECTOVALVE WATER

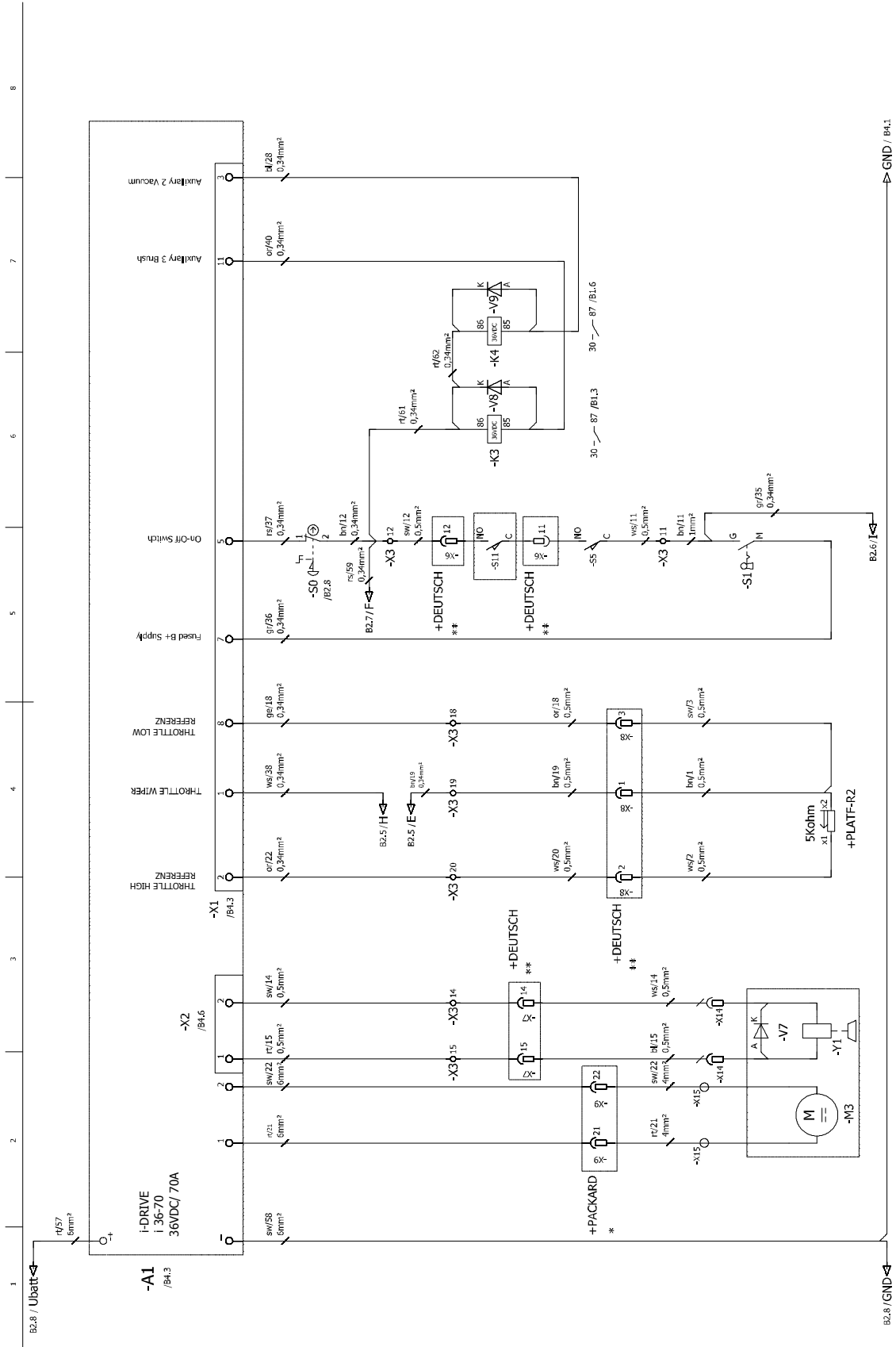
# Wiring Diagram 4



<b>REF</b>	<b>DESCRIPTION</b>
A1	DRIVE CONTROL
A2	RELAY BOARD
A3	PROCESSOR
F1	CIRCUIT BREAKER-BRUSH
F2	CIRCUIT BREAKER-VACUUM MOTOR
F3	CIRCUIT BREAKER-DRIVE CONTROL
G1-G3	BATTERY 12V/70Ah
H1	SIGNAL LAMPS REVERSE DIRECTION
H2	SIGNAL LAMPS DIRECTION FORWARD
H3	HORN
H4	LED-BATT.
K1	RELAYS-REVERSE DIRECTION
K2	RELAYS DIRECTION FORWARD
K3	RELAYS BRUSH MOTOR
K4	RELAYS VACUUM MOTOR
K5	REALYS ACTUATOR
K6	RELAYS MAIN
M1	BRUSH MOTOR
M2	VACUUM MOTOR
M3	TRACTION MOTOR
M4	LINEAR ACTUATOR MOTOR BRUSH / SQUEEGEE
S0	EMERGENCY SWITCH
S1	KEYSWITCH
S2	MICROSWITCH-PLATFORM
S3	BUTTON REVERSE FORWARD
S4	HORN BUTTON
S5	MICROSWITCH-COVER
S8	PROGRAM SWITCH
S11	CHARGER
S-UP / S-DOWN	MICROSWITCH
P1	HOURS METER
V1-V2-V3-V4-V5-V6-V7-V8-V9	DIODE
V-UP & V-DOWN	DIODE-MOTOR M4
X1-X2-X3-X4-X5-X12	TERMINAL BLOCK
** X6-X7-X8-X11	DEUTSCH CONNECTOR
* X9-X10-X13	PACKARD CONNECTOR
X14	FASTON TERMINALS
X15	RING TERMINAL
Y1	BRAKE
Y2	ELECTOVALVE WATER

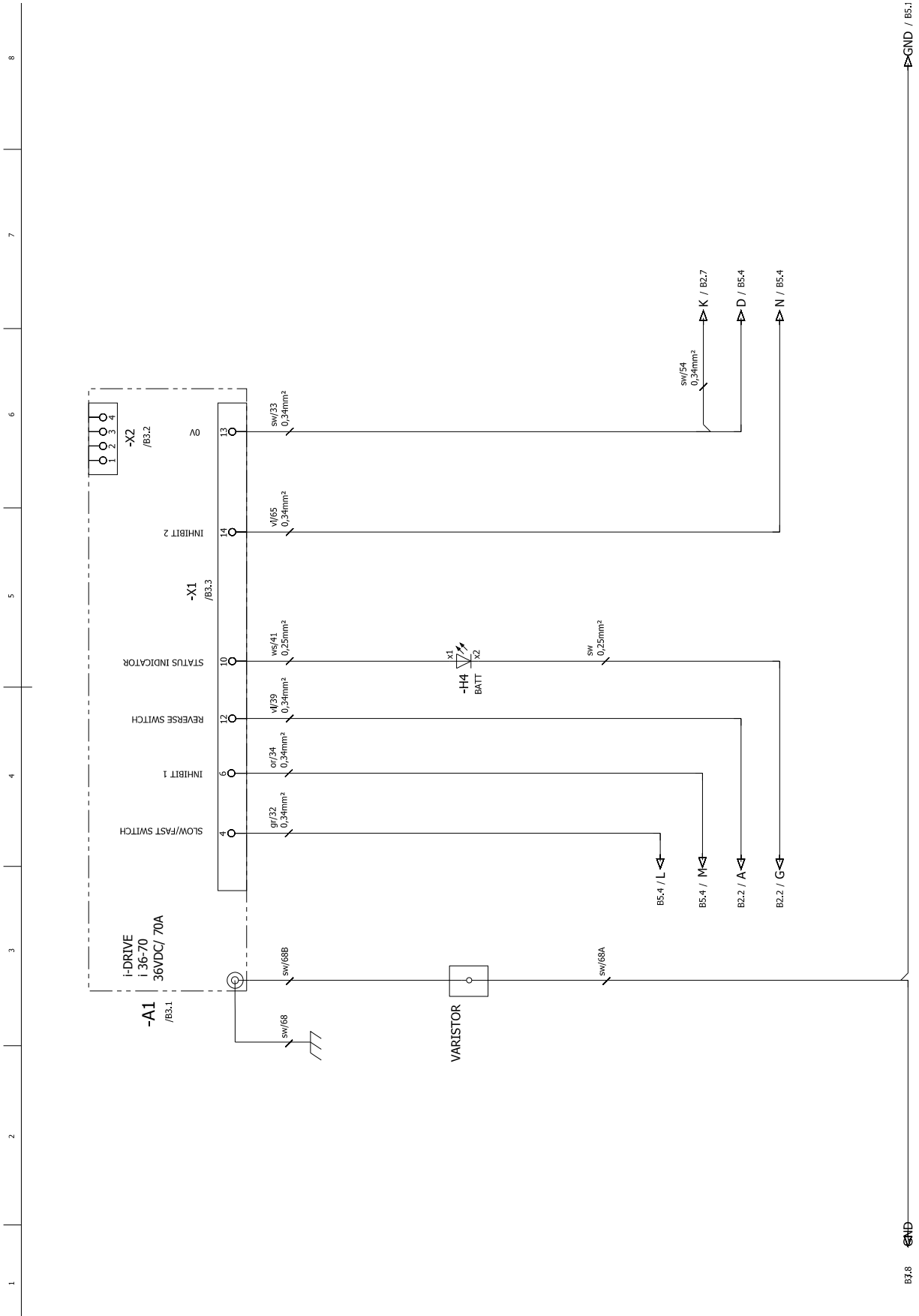


# Wiring Diagram 5



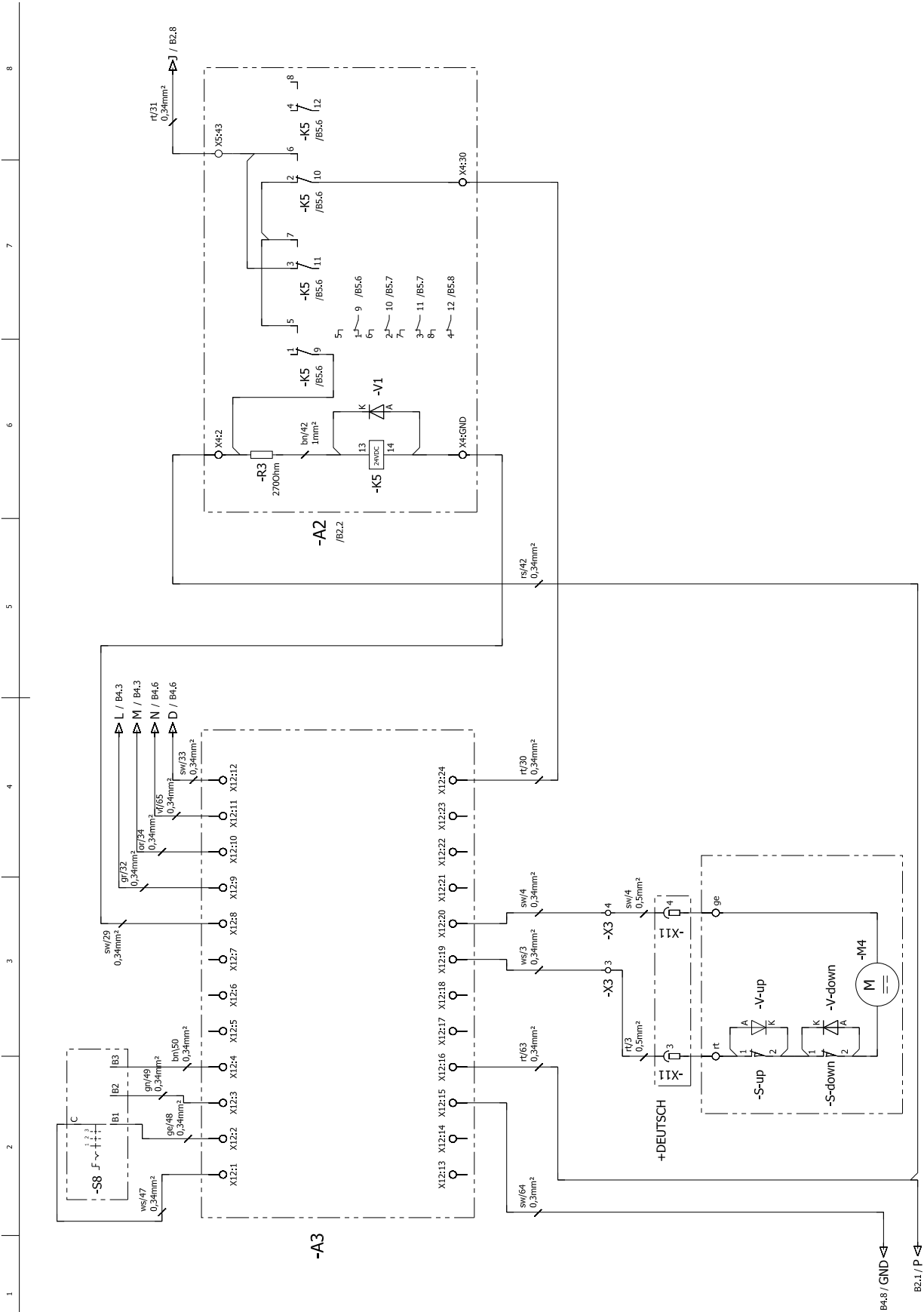
REF	DESCRIPTION
A1	DRIVE CONTROL
A2	RELAY BOARD
A3	PROCESSOR
F1	CIRCUIT BREAKER-BRUSH
F2	CIRCUIT BREAKER-VACUUM MOTOR
F3	CIRCUIT BREAKER-DRIVE CONTROL
G1-G3	BATTERY 12V/70Ah
H1	SIGNAL LAMPS REVERSE DIRECTION
H2	SIGNAL LAMPS DIRECTION FORWARD
H3	HORN
H4	LED-BATT.
K1	RELAYS-REVERSE DIRECTION
K2	RELAYS DIRECTION FORWARD
K3	RELAYS BRUSH MOTOR
K4	RELAYS VACUUM MOTOR
K5	REALYS ACTUATOR
K6	RELAYS MAIN
M1	BRUSH MOTOR
M2	VACUUM MOTOR
M3	TRACTION MOTOR
M4	LINEAR ACTUATOR MOTOR BRUSH / SQUEEGEE
S0	EMERGENCY SWITCH
S1	KEYSWITCH
S2	MICROSWITCH-PLATFORM
S3	BUTTON REVERSE FORWARD
S4	HORN BUTTON
S5	MICROSWITCH-COVER
S8	PROGRAM SWITCH
S11	CHARGER
S-UP / S-DOWN	MICROSWITCH
P1	HOURS METER
V1-V2-V3-V4-V5-V6-V7-V8-V9	DIODE
V-UP & V-DOWN	DIODE-MOTOR M4
X1-X2-X3-X4-X5-X12	TERMINAL BLOCK
** X6-X7-X8-X11	DEUTSCH CONNECTOR
* X9-X10-X13	PACKARD CONNECTOR
X14	FASTON TERMINALS
X15	RING TERMINAL
Y1	BRAKE
Y2	ELECTOVALVE WATER

# Wiring Diagram 6



REF	DESCRIPTION
A1	DRIVE CONTROL
A2	RELAY BOARD
A3	PROCESSOR
F1	CIRCUIT BREAKER-BRUSH
F2	CIRCUIT BREAKER-VACUUM MOTOR
F3	CIRCUIT BREAKER-DRIVE CONTROL
G1-G3	BATTERY 12V/70Ah
H1	SIGNAL LAMPS REVERSE DIRECTION
H2	SIGNAL LAMPS DIRECTION FORWARD
H3	HORN
H4	LED-BATT.
K1	RELAYS-REVERSE DIRECTION
K2	RELAYS DIRECTION FORWARD
K3	RELAYS BRUSH MOTOR
K4	RELAYS VACUUM MOTOR
K5	REALYS ACTUATOR
K6	RELAYS MAIN
M1	BRUSH MOTOR
M2	VACUUM MOTOR
M3	TRACTION MOTOR
M4	LINEAR ACTUATOR MOTOR BRUSH / SQUEEGEE
S0	EMERGENCY SWITCH
S1	KEYSWITCH
S2	MICROSWITCH-PLATFORM
S3	BUTTON REVERSE FORWARD
S4	HORN BUTTON
S5	MICROSWITCH-COVER
S8	PROGRAM SWITCH
S11	CHARGER
S-UP / S-DOWN	MICROSWITCH
P1	HOURS METER
V1-V2-V3-V4-V5-V6-V7-V8-V9	DIODE
V-UP & V-DOWN	DIODE-MOTOR M4
X1-X2-X3-X4-X5-X12	TERMINAL BLOCK
** X6-X7-X8-X11	DEUTSCH CONNECTOR
* X9-X10-X13	PACKARD CONNECTOR
X14	FASTON TERMINALS
X15	RING TERMINAL
Y1	BRAKE
Y2	ELECTOVALVE WATER

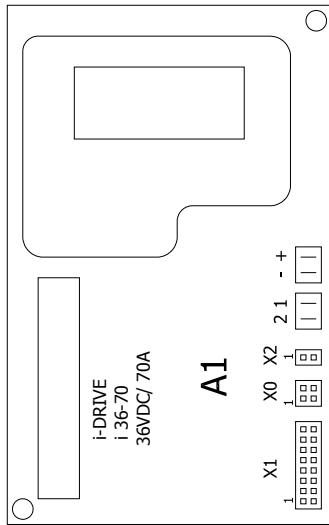
# Wiring Diagram 7



<b>REF</b>	<b>DESCRIPTION</b>
A1	DRIVE CONTROL
A2	RELAY BOARD
A3	PROCESSOR
F1	CIRCUIT BREAKER-BRUSH
F2	CIRCUIT BREAKER-VACUUM MOTOR
F3	CIRCUIT BREAKER-DRIVE CONTROL
G1-G3	BATTERY 12V/70Ah
H1	SIGNAL LAMPS REVERSE DIRECTION
H2	SIGNAL LAMPS DIRECTION FORWARD
H3	HORN
H4	LED-BATT.
K1	RELAYS-REVERSE DIRECTION
K2	RELAYS DIRECTION FORWARD
K3	RELAYS BRUSH MOTOR
K4	RELAYS VACUUM MOTOR
K5	REALYS ACTUATOR
K6	RELAYS MAIN
M1	BRUSH MOTOR
M2	VACUUM MOTOR
M3	TRACTION MOTOR
M4	LINEAR ACTUATOR MOTOR BRUSH / SQUEEGEE
S0	EMERGENCY SWITCH
S1	KEYSWITCH
S2	MICROSWITCH-PLATFORM
S3	BUTTOM REVERSE FORWARD
S4	HORN BUTTON
S5	MICROSWITCH-COVER
S8	PROGRAM SWITCH
S11	CHARGER
S-UP / S-DOWN	MICROSWITCH
P1	HOURS METER
V1-V2-V3-V4-V5-V6-V7-V8-V9	DIODE
V-UP & V-DOWN	DIODE-MOTOR M4
X1-X2-X3-X4-X5-X12	TERMINAL BLOCK
** X6-X7-X8-X11	DEUTSCH CONNECTOR
* X9-X10-X13	PACKARD CONNECTOR
X14	FASTON TERMINALS
X15	RING TERMINAL
Y1	BRAKE
Y2	ELECTOVALVE WATER

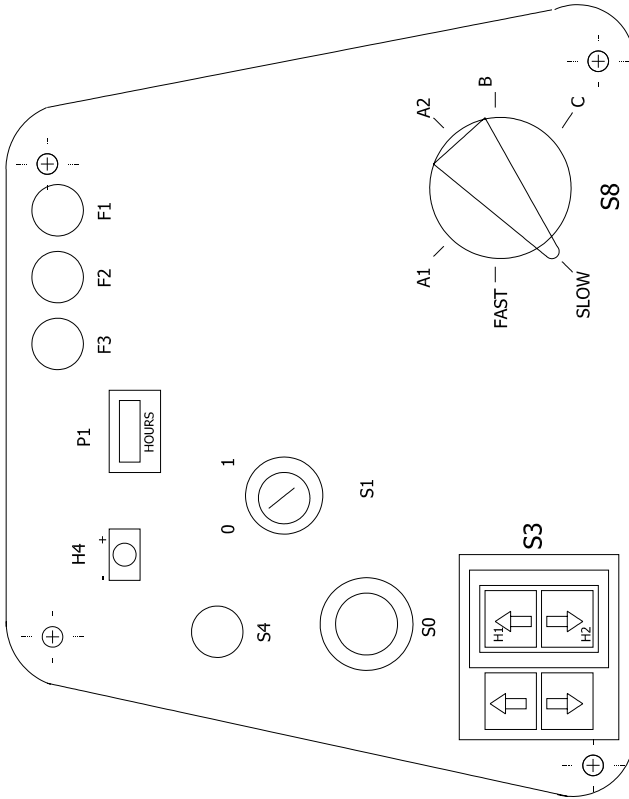
# Wiring Diagram 8

1 2 3 4 5 6 7

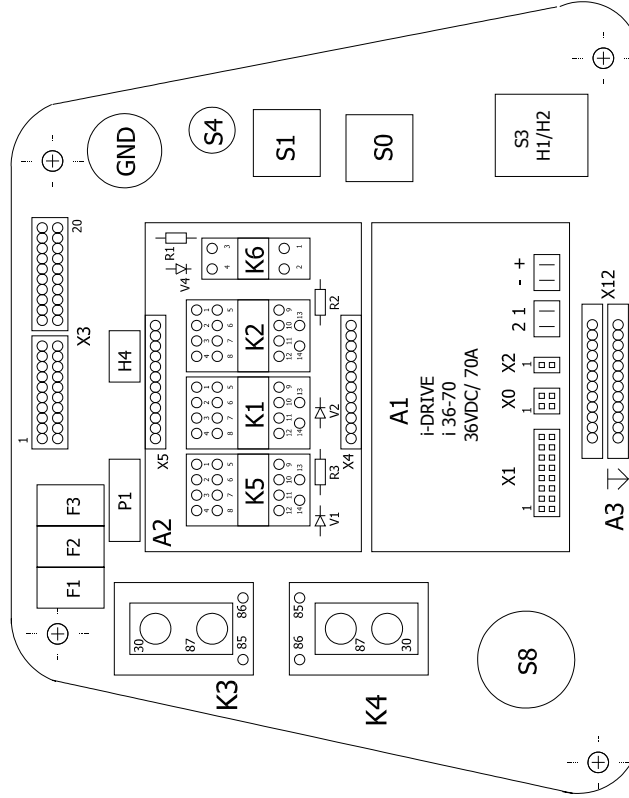


Wire Color
red
black
white
brown
blue
yellow
orange
gray
green
violet
pink

FRONT



BACK



<b>REF</b>	<b>DESCRIPTION</b>
A1	DRIVE CONTROL
A2	RELAY BOARD
A3	PROCESSOR
F1	CIRCUIT BREAKER-BRUSH
F2	CIRCUIT BREAKER-VACUUM MOTOR
F3	CIRCUIT BREAKER-DRIVE CONTROL
G1-G3	BATTERY 12V/70Ah
H1	SIGNAL LAMPS REVERSE DIRECTION
H2	SIGNAL LAMPS DIRECTION FORWARD
H3	HORN
H4	LED-BATT.
K1	RELAYS-REVERSE DIRECTION
K2	RELAYS DIRECTION FORWARD
K3	RELAYS BRUSH MOTOR
K4	RELAYS VACUUM MOTOR
K5	REALYS ACTUATOR
K6	RELAYS MAIN
M1	BRUSH MOTOR
M2	VACUUM MOTOR
M3	TRACTION MOTOR
M4	LINEAR ACTUATOR MOTOR BRUSH / SQUEEGEE
S0	EMERGENCY SWITCH
S1	KEYSWITCH
S2	MICROSWITCH-PLATFORM
S3	BUTTON REVERSE FORWARD
S4	HORN BUTTON
S5	MICROSWITCH-COVER
S8	PROGRAM SWITCH
S11	CHARGER
S-UP / S-DOWN	MICROSWITCH
P1	HOURS METER
V1-V2-V3-V4-V5-V6-V7-V8-V9	DIODE
V-UP & V-DOWN	DIODE-MOTOR M4
X1-X2-X3-X4-X5-X12	TERMINAL BLOCK
** X6-X7-X8-X11	DEUTSCH CONNECTOR
* X9-X10-X13	PACKARD CONNECTOR
X14	FASTON TERMINALS
X15	RING TERMINAL
Y1	BRAKE
Y2	ELECTOVALVE WATER



## Suggested Spare Parts

PART NO.	DESCRIPTION	SERIAL NO. FROM	NOTES
86353680	BREAKER, 1.5A CARLING MAGNETIC		
86328180	BREAKER, 12A, 250VAC, 32VDC		
86316160	BREAKER, 18A, 250VAC, 32VDC		
86002010	BOOT, 3/8 CIRCUIT BREAKER		
86332510	BOOT, SEAL PUSH BUTTON 11MM		
86313950	SWITCH, SPDT 3 POSN MOM, ARROW		
86007170	SWITCH, KEY 2 POSITION		
86302360	DRAIN HOSE		
86199840	FLOAT SCREEN CAGE ASSY (SLIP)		
86331980	BRUSH SET, 8.633-197.0 SCRUB MTR		
86135310	BRUSH SET, 24/36V VAC, WINDSOR		
86007970	STRAINER, 3/8 IN. NPT 60 MESH		
86312920	GASKET, VAC MOTOR		
86326200	GASKET, VACUUM INTAKE		
86327850	GASKET, REC TANK 68"		
86327840	GASKET, VAC MOUNT 27"		
86327830	GASKET, .188X.31X41.0		
86317980	GASKET, DOME		
86326070	BLADE, SQUEEGEE, REAR, DURO 40		
86326060	BLADE, SQUEEGEE, FRONT, DURO 40		
86219690	KNOB, 1.5 OD X 5/16-18		
86348190	NUT, 5/16 PUSH, HAT STYLE, PLTD		CYLINDRICAL ONLY
86010880	WHEEL 1.5OD X .31ID X.75W GRY		CYLINDRICAL ONLY
55152670	DEFLECTOR ROLL SUCTION BAR		CYLINDRICAL ONLY
63212390	STAR GRIP VA Ø50x43		CYLINDRICAL ONLY
50319910	END PIECE RIGHT		CYLINDRICAL ONLY
50319900	END PIECE LEFT		CYLINDRICAL ONLY
63484670	TOOTHED BELT HTD-384-3M-20 CXPIII		CYLINDRICAL ONLY
41002260	DRIVESHAFT COMPLETE		CYLINDRICAL ONLY
51106860	SPACER SLEEVE		CYLINDRICAL ONLY
50560100	ROCKER BR-VS		CYLINDRICAL ONLY
56255070	BELT PULLEY 56Z		CYLINDRICAL ONLY
40353810	SHAFT GEAR RIGHT		CYLINDRICAL ONLY
86368590	BLADE, SQUEEGEE REAR 34" LINATEX		CYLINDRICAL ONLY
86368580	BLADE, SQUEEGEE FRONT 30" LINATEX		CYLINDRICAL ONLY
86368570	BLADE, SQUEEGEE REAR 34" GUM		CYLINDRICAL ONLY
86368560	BLADE, SQUEEGEE FRONT 30" GUM		CYLINDRICAL ONLY

REF. NO.	MODEL: SERIAL #
1	10061250002172, 10061300000029, 10061330002350, 10061340000041, 10061370000354, 10061380000387
2	10061250002240, 10061300000046, 10061330002430, 10061340000050, 10061370000378, 10061380000447
3	10061300000037, 10061320000183, 10061340000046, 10061360000046
4	10061250002391, 10061300000073, 10061330002581, 10061340000507, 10061370000477, 10061380000504
5	10061250002491, 10061330002672, 10061370000568, 10061380000553, 10061300000087, 10061340000078